



## DRAFT Technical Guidance

25/10/2016

### 1.0 INTRODUCTION

This document contains **technical guidance** for shelter working group partners in response to Hurricane Matthew in Haiti in October 2016. It is intended to promote consistent technical standards and approaches across the response.

The aim of this document is to build on previous responses, applying learning to the specific context in Haiti. This document should be viewed as a **working document**, which will reflect the evolving needs of the affected population, and the cluster members' associated shelter interventions. It should be read along with other cluster strategic documents and guidance on key topics.

### 1.1 Shelter and NFI Sectoral Objectives

- To safeguard the health, security, privacy and dignity women and men, boys and girls affected by Hurricane Matthew through the provision of emergency shelter and NFI assistance.
- To support durable solutions and to avoid protracted displacement (avoiding the creation of camps and allowing safe return from collective centres).
- To promote early self-recovery through a participatory neighbourhood/settlements approach that integrates WASH, health, livelihood and protection.

### Contents

1.0	INTRODUCTION .....	1
1.1	Shelter and NFI Sectoral Objectives.....	1
	Contents.....	1
2.0	SHELTER INTERVENTIONS.....	2
Annex 1:	Specifications .....	3
Annex 1.1:	Tarpaulin Specifications.....	3
Annex 1.2	Tool Kit Specifications.....	4
Annex 1.3	Fixing Kits & Durable Cover Kit Contents and Quantities .....	5
Annex 1.3.1	Polypropylene Rope .....	6
Annex 1.3.2	Nails .....	6
Annex 1.3.3	Tie wire .....	7
Annex 1.3.4	Nail, for roof sheets.....	7
Annex 1.3.4	Optional: Plastic Washers 38mm dia. ....	7
Annex 1.4:	Corrugated Galvanised Iron (CGI) Specifications.....	8
Annex 1.5	Timber Specifications.....	9

### ANNEXES to follow:

- **Guidance on distributions**
- **Guidance on social engagement**
- **GBV constant companion.**
- **IEC materials – plastic sheeting, safer construction.**
-

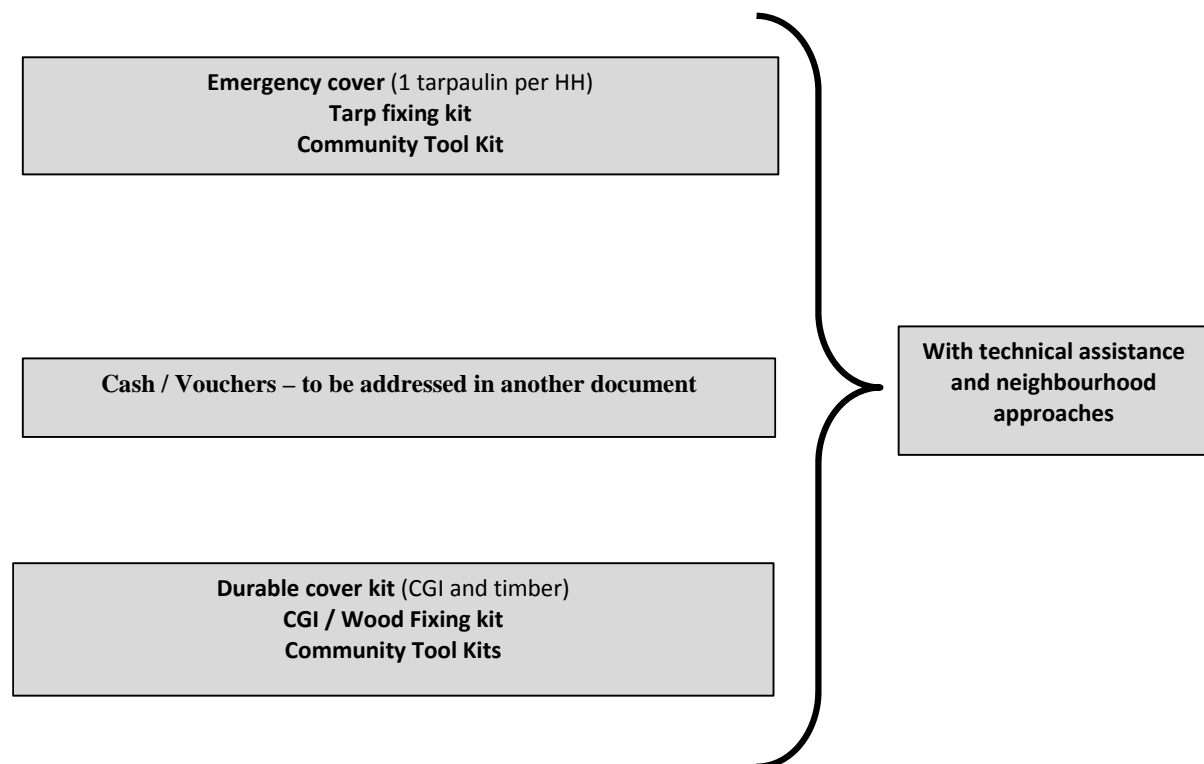


## 2.0 SHELTER INTERVENTIONS

Shelter response consists of shelter assistance, to support people to incrementally repair or rebuild their shelters and the provision of household NFIs.

Below is a summary of the envisaged shelter interventions. These range from the emergency provision of tarpaulin to the provision of more durable materials, tools and fixings possibly with the provision of some cash assistance. Wherever possible, distributions should be accompanied with technical assistance to ensure better shelter outcomes, particularly for the most vulnerable people who will be unable to rebuild themselves.

The standards and the quantities represent *minimum* guidelines and quantities. Estimates of costs are only estimates – prices will vary by location and as a function of the supply. No price estimates include transport costs.



Detailed specifications and kit contents are included in annex 1.



## Annex 1: Specifications

### Annex 1.1: Tarpaulin Specifications<sup>1</sup>

Tarpaulin is also known as, tarp, or polyethylene sheet. It is a sheet of strong, flexible, waterproof material.

Some of the specifications such as UV resistance can only be found by detailed laboratory testing. As such, it may not be possible to verify all of the specifications when sheeting is procured locally.

A standard sheet has a black woven core and is laminated on both sides. All tarpaulins must reach minimum performance standards outlined below.

International humanitarian standard grade is summarised below. Minimum 20m<sup>2</sup> provided. *(See note below regarding current supply situation.)*

**For more on specifications:** <http://procurement.ifrc.org/catalogue/>

**Weight:** 200g/m<sup>2</sup> ± 5% (ISO 3801). Add 10% for reinforcement.

Lighter versions (180g/m<sup>2</sup> ± 5%) that meet the material performance specifications below might also be considered.

**Core material:** woven fabric High-Density Polyethylene (HDPE). Black colour, as this provides privacy, reduces heating under the sheeting due to the sun, and is the cheapest way to reduce UV degradation.

**Lamination material:** Low-Density Polyethylene (LDPE).

**Reinforcement:** eyelets (sheets only) or reinforcement bands (rolls and sheets).

- Option 1: eyelets (on edges), one strong aluminium eyelet every 1.00 m ± 5% on edges. Sealed on all sides (or 2 sides heat sealed and two sides double stitched), with nylon or HDPE ropes in hem.
- Option 2: reinforcement bands, bands of 7.5 cm width made from black woven HDPE laminated on both sides.

**Currently it is being recommended to distribute only 1 tarp per household because the number of tarps in the pipeline, versus the need for tarps, does not currently support more than one per household.**

---

<sup>1</sup> See also [www.plastic-sheeting.org](http://www.plastic-sheeting.org).

text edited from “selecting NFIs for shelter”, IASC shelter cluster [http://www.sheltercentre.org/sites/default/files/Selecting NFIs for Shelter.pdf](http://www.sheltercentre.org/sites/default/files/Selecting_NFIs_for_Shelter.pdf)



## Annex 1.2 Tool Kit Specifications

Toolkits should be provided for groups of up to 5 households. Efforts should be made to ensure that all families, including the most vulnerable, have access to any tools provided. Agencies are responsible for good distribution practice and mitigation of any potential issues. Toolkit is based on IFRC standards with adaptations for the Haitian context.

Shared for a community of 5 households – shared between fewer in dispersed settlements					
B	Toolkit		Unit	Qty	Approx. cost USD
Priority Items	Shovel	Pressed carbon steel, hardened and tempered; Size: (295x225) mm, hole diameter: front side 36mm, back side 40 mm; Weight: 1000 gram without handle; Handle: Length 1070 mm, smooth polished, varnished surfaces with Dry, strong and flexible wood.	pc	1	5.00
	Tin Snips / Metal Shears	Straight, for metal sheet, semi-hard 0.8mm maximum, 260mm long. Tin snips for intensive use and easy maintenance. Each blade and handle forged as one piece, symmetrical blades. Hot-forged carbon steel, hardened and tempered; special treatment applied to the blade edge. Rustproof Protected against corrosion with special paint. Maintenance Dismountable in two parts only, with bolt and self-locking nut. Total length: ~260mm.	pc	1	4.00
	Hand Saw	Carpenter hand saw, 400-450mm blade, lacquered, overall length 550mm±50mm; Blade thickness: 1 mm, protected against oxidation; Protective cardboard, teeth protection with hard plastic cover; 7 teeth per inch; Wooden dismountable handle, polished varnish hardwood	pc	1	5.00
	Claw hammer	Carpenter hammer, head and handle, hammer head with flat and claw side: High carbon steel head, treated to achieve a martensitic structure, with dressed striking faces; Weight of head: 750 gram; Handle: Smooth polished, varnished surfaces with Dry, strong and flexible wood.	pc	1	4.00
Optional items	Combination pliers	Heavy duty Hot-forged carbon steel, side cutting pliers known as linemen pliers or side cutter; protected against corrosion with special paint; having gripping jaws, a cutting edge and insulating handle; Size 200 mm;	pc	1	3.50
	Gall / Crow bar	Iron; Circular shape, smooth and sharp in one end for digging; Size : Dia 25 mm, Length 1000 mm; Weight: 4 kg	pc	1	5.00
	Sack	New, woven polypropylene; Size : 1300x400mm; Colour : White;	pc	1	.50
	Bucket	Suitable for on-site construction.	pc	1	3.00
	Wheel barrow	Suitable for on-site construction.	pc	1	15.00
	Sledge hammer	For demolition.	pc	1	8.00
	Work gloves	For handling sheet metal.	kit	5	15.00

\*\*All items approximately 70 USD. Priority kit items approximately 20 USD. All prices exclude transport.



### Annex 1.3 Fixing Kits & Durable Cover Kit Contents and Quantities

Emergency Cover Fixing kit contents	Quantity
Rope - 12mm dia.	30m length
Nails – HDG common, 89mm lg.	0.5kg
Nails – HDG common, 38mm lg.	0.5kg
Galvanized tie wire 1.5mm dia.	25m length
Stiff plastic washers – 38mm dia.	350

Approx. Cost = 20 USD


Durable Cover Fixing kit contents	Quantity
Rope - 12mm dia. - 30m lg	30m length
Nails – common, 89mm lg.	0.5kg
Nails – common, 38mm lg.	0.7kg
Roofing Nails - 63mm lg. with rubber washers/gaskets - 0.5kg (provide rubber gaskets separately if not included)	0.5kg
Galvanized tie wire 1.5mm dia. 25m length.	25m length
Galvanized Metal strap – 30mm x 1mm	30m length

Approx. Cost = 23 USD

Durable Cover kit contents	Quantity
CGI sheets – enough for 10 sq.m. See guidance notes on thickness and sizes.*	Enough for 10 sq.m. of roofing
2x4 timber – 8 foot length	11
2x4 timber - 16 foot length	8

Approx. Cost = 200 USD

\*The quantities are set as a jump start for the Owner driven reconstruction. It is not intended that this quantity of material will rebuild an entire roof. Note that these are minimum guidelines.





### Annex 1.3.1 Polypropylene Rope



Black polypropylene rope, 12mm diameter, twisted.

Diameter	12mm $\pm$ 0.5mm
Length	30m
Weight	1.9kg
Number of strands	3 minimum
Type	Twisted
Material	Polypropylene, no recycled fibres, UV stabilized
Colour	Black
Tensile strength	300kg

### Annex 1.3.2 Nails



Iron nails, for wood, two sizes, 89mm long (3.5") and 38mm (1½"). Note the nails are slightly longer than those in the IFRC kit to reflect the common use of rough sawn lumber in Haiti. hot dipped galvanized 'common' nails – should have a dull gray appearance with a rough finish. Nails with a shiny metallic finish are also galvanized but are not nearly as good as the hot dipped galvanizing – use only hot dipped galvanized to ensure longevity.

Length of nails used should correspond to length required for particular usage. Smallest effective nail is usually the best choice to help avoid splitting.

Type	Iron nails, made of polished low-carbon steel; cold processed, not heat treated except for galvanization
Rustproof	Hot dip galvanized at 300g/m <sup>2</sup> $\pm$ 10%
Tensile strength	Minimum 650N/mm <sup>2</sup>
Shape	Flat, smooth, circular head; plain, round shank and diamond point
Dimensions (+/-5%)	Large type – 'common' nails, length x diameter: 89 x 4.2mm, head diameter: 7.7mm, and Small type – 'common' nails, length x diameter: 38 x 2.8mm, head diameter: 5.5mm
Packing	Packed in strong, thick plastic bag
Quantity	Net weight: 0.5kg per type



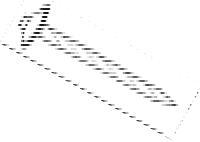
#### Annex 1.3.3 Tie wire



Galvanised wire, 1.5 mm diameter, 25m length, roll

Material	Low carbon steel, galvanised binding / tie wire.
Quantity	Roll of 25m
Dimension	Diameter 1.5mm $\pm$ 5%
Tensile strength	Minimum 500 N/mm <sup>2</sup> to Maximum 700N/mm <sup>2</sup>

#### Annex 1.3.4 Nail, for roof sheets



Galvanized with watertight rubber washer, 63mm long (2.5"), umbrella type. Note that longer nails of this type would be desirable though are not typically available in local markets.

Type	Iron nails, made of polished low-carbon steel, cold processed, not heat treated except for galvanization.
Shape	Spiral rolled or twisted shank, sealed umbrella-type spring-head.
Corrosion treatment	Galvanized
Tensile strength	Minimum 650N/mm <sup>2</sup>
Accessories	Attached rubber washer to each nail
Dimensions (+/-5%)	Shank: 63x3.6mm; head diameter: 22mm
Rubber washer	Diameter 26mm x 2mm thickness
Packing	Packed in a strong, thick plastic bag
Quantity	Net weight: 0.5kg

#### Annex 1.3.4 Optional: Plastic Washers 38mm dia.

Washers cut from sturdy plastic to enable secure fixing of tarpaulin with nails.

Type	Stiff Plastic Washers
Shape	Round flat disc shaped.
Material	Stiff plastic of any kind. (Not steel)
Dimensions	38mm dia. min., 3mm thick min., predrilled 2.5mm hole in the centre.
Quantity	350

Alternatively - use materials as readily available – cut up water bottles, plastic caps, rubber from tires etc. Do not use metal or any material with sharp edges that can pierce the tarp.



#### Annex 1.4: Corrugated Galvanised Iron (CGI) Specifications<sup>23</sup>

Corrugated Galvanized Iron or Steel sheets, commonly called CGI sheets, are a lightweight roofing material made of thin sheets, stiffened by corrugations. Corrugations, such as waves, considerably increase the strength and stiffness of the lightweight material. Indeed, without these waves, the metal sheets are fragile and highly deformable. The steel used is mild steel for forming, which is galvanized to increase the durability of the metal sheets, and consequently allowing them to better withstand the weather.

CGI Specifications
Corrugated Iron Sheets – sine wave profile, 19mm depth, ~75mm peak to peak
24 / 26 / 28 gauge, galvanized, 6' sheets, 2'8" wide. (Longer lengths are available and should be considered.)
Tensile strength: 300N/mm <sup>2</sup>
Coating: hot dip galvanization with minimum 120g/m <sup>2</sup> zinc or aluminium-zinc on each side that is 240g/m <sup>2</sup> total coating weight.
Hardness HRB: 85 HRB minimum
Note testing will be required, and it is suggested that agencies use reputable inspection companies, and use their own quality control processes. Callipers or measuring devices to check thick-ness are a minimum
For procurement also ensure that sheets are free of rust or other visual defects.

	Ideal				Too thin	
SWG	24	26	28	30	32	34
Mm	0.701	0.551	0.475	0.399	0.34	0.234

#### The Quality Of A CGI Sheet Is Determined By:

- Corrugated Galvanized Iron or steel (CGI) sheets are lightweight material used to cover the roof.
- Thin material shaped with corrugations to provide stiffness.
- CGI sheets come in various sizes.
- The thickness is expressed in gauge → to avoid confusion, recommended to use mm.
- 24 gauge (0.701mm) CGI sheets are the ideal recommendation for permanent shelters.
- 26-gauge (0.551 mm) CGI sheets are recommended for permanent shelters.
- 28-gauge (0.475 mm) CGI sheets are a good compromise for shelters.
- 30-gauge (0.399 mm) CGI sheets is the minimum thickness that should be used for shelters.<sup>4</sup>
- The major problem with CGI sheets is corrosion → zinc coating is applied to protect the steel base (the most efficient process is hot-dip continuous galvanizing).
- The service life (durability) of the CGI sheets depends on the zinc coating thickness and environment of the shelter.
- Zinc coating should be 275 g/m<sup>2</sup> for both sides (**equivalent of 20 µm/side**)
- Online tool can be used to predict the service life of the CGI sheet based on the environment (link: <http://www.galvinfo.com:8080/zclp/>).
- CGI sheets are available in the Emergency Items Catalogue EIC (link: <http://procurement.ifrc.org/catalogue/detail.aspx?itemcode=EBUIBSHEGR20&from=kit>)

#### Tips for People Purchasing CGI Sheets and Galvanized Steel Items:

- Always purchase CGI sheets (hot-dip galvanized steel) with zinc coating thickness = 20 µm/side → equivalent of 275g/m<sup>2</sup> (Z275 according to the ASTM and EN).
- Fixings/fasteners and sealing washers must be made of galvanized steel, with similar zinc coating thickness → to avoid corrosion and breakage.

<sup>2</sup> Information referenced from 'CGI Sheet Roof Covering Manual' – a guide on the use of CGI sheets for roof covering \_ Shelter Research Unit, IFRC, Benelux Red Cross. <http://ifrc-sru.org/>

<sup>3</sup> More information on CGI and fixings can be found in Annex A information provided by <http://ifrc-sru.org/>

<sup>4</sup> Agencies should assess the transport and accessibility requirements for Hard to Reach locations.





- Always verify the zinc coating thickness, by using a coating thickness gauge – magnetometer → supplier may want to sell electro-galvanized steel which looks like hot-dip galvanized but can have a zinc coating thickness 10 times thinner.
- If the price for items made of galvanized steel seems expensive, you should check if the items are not made of stainless steel (3 times more expensive than galvanized steel) → use a magnet, if the magnet does not stick to the item, then it is made of stainless steel.
- If you are buying galvanized steel items which are intended to be in contact with the ground (anchors), then the zinc coating thickness should be approximately 30 µm/side → equivalent of 400g/m<sup>2</sup> (Z350 – Z450 according to the ASTM and EN).

#### **Annex 1.5      Timber Specifications**

**Lumber** - Borate pressure treated, non incised, Spruce / Pine / Fir (SPF) or Douglas Fir/Hemlock (DF/Hem) wood of traceable origin, with certificates of origin and phytosanitary certificate. (Ideal)

Post treatment with a borate solution (Boracare or something similar) is a possible solution if untreated wood is used. (Okay)

Typically borate treated wood is not available in Haiti and must be imported.

Avoid using wood with typical treatment types available here – Chromated Copper Arsenate (CCA), Copper Azole (CA), Copper Naphtenate, gasoline/oil/petroleum products and Aqueous Copper Quaternary (ACQ) because of issues with the environment, disposal and handling. These types of treatments can also accelerate the corrosion of fasteners. Burning of the offcuts is also an additional health concern, and thus these should be avoided as it is impossible to mitigate these risks with Owner driven construction.

Untreated wood will not have a long lifespan in the field due to the many threats to wood in Haiti – termites, moulds, fungi and boring insects are all common (if not thriving) in Haiti.

‘Zicomat’ is another local treatment that is available – however it has been impossible to date to determine the chemical makeup of it or obtain any MSDS information on it – thus it is to be avoided until further research / information can determine its suitability.

Chromated Copper Arsenate (CCA) and gasoline/oil/petroleum type treatments should be avoided completely, without exception, due to the health and environmental hazards that they present.