



Shelter-NFI Cluster Ethiopia

Coordinating Humanitarian Shelter

www.sheltercluster.org/response/ethiopia
Updated 16 February 2017

KEY FIGURES

5,257

shelter and non-food kits
distributed in 2 regions since January

28,914

approximate number of persons reached with
emergency shelter or household items support

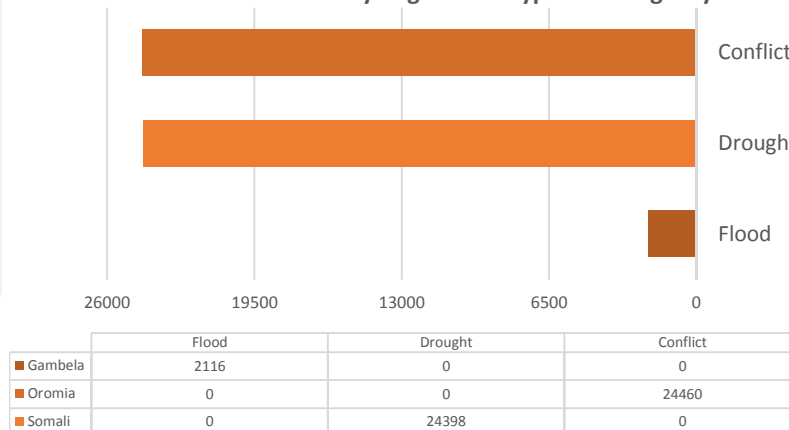
34,306

shelter kits in stock and pipeline

DISPLACEMENT

Since the start of 2017, the cluster has received request for assistance to almost 51,000 households who have been displaced across 3 regions of Gambela (2,116 households), Oromia (24,460 households), and Somali (23,766 households).

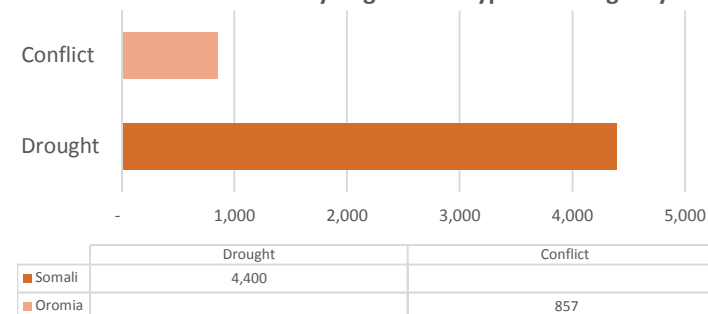
Households in Need by Region and Type of Emergency



DISTRIBUTION

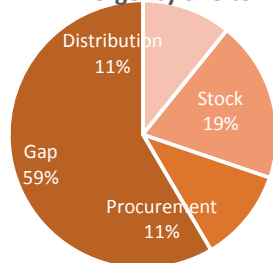
By the 16th of February, the cluster had reached some 5,257 households with emergency shelter material or household non-food items such as kitchen set and beddings. Of those assisted, 16% were displaced by conflict and 84% by drought.

Kit Distribution by Region and Type of Emergency

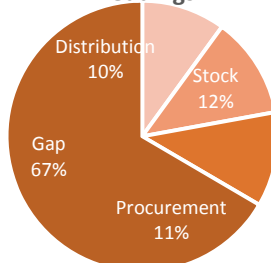


Distribution, Stock and Gap

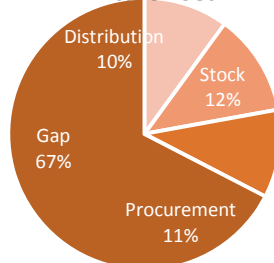
Emergency Shelter



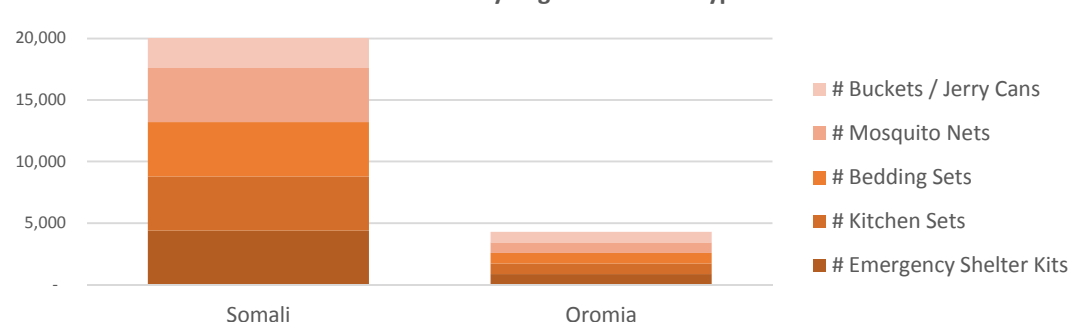
Beddings



Kitchen Set



Distribution by Region and Item Type



STOCK & PIPELINE

The cluster has 21,706 emergency shelter and household NFI kits in country, with an additional 12,600 kits being procured. Based on existing capacity and the expected increase in need to respond to on-going displacements, coupled with known supplies currently under procurement, the cluster is expected to reach 46% of those targeted in the 2017 HRD.

* for more information and breakdown of displacement figures, please see MIDU

** based on 150,000 household targeted in 2016 HRD

*** For more detailed kit definition, please see www.sheltercluster.org/response/ethiopia

contact: shelternfi.ethiopia@gmail.com