



Shelter-NFI Cluster Ethiopia

Coordinating Humanitarian Shelter

www.sheltercluster.org/response/ethiopia

Updated 2 March 2017

KEY FIGURES

50,287

households reportedly in need of shelter and non-food assistance

11,735

shelter and non-food kits distributed in 6 regions since January

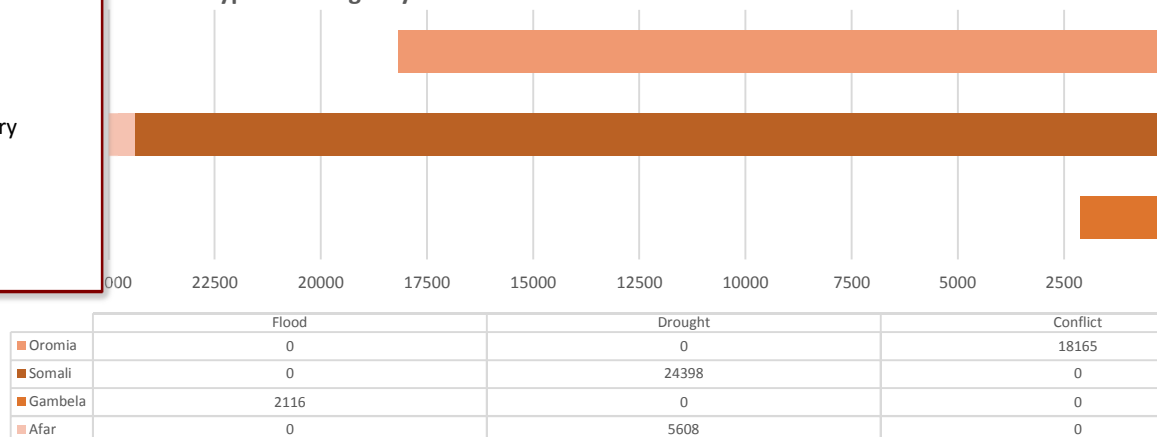
17,210

shelter kits in stock and pipeline

NEED

Since the start of 2017, the cluster has received requests for assistance to 50,287 households who have been displaced by flood conflict and drought across the four regions of Gambela

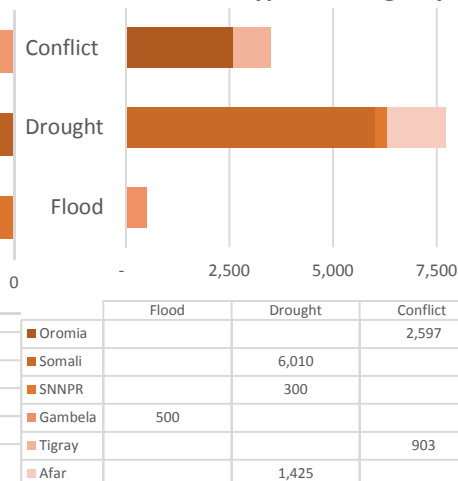
Households in Need by Region and Type of Emergency



RESPONSE

By the 2nd of March, the cluster had reached some 11,735 households (15.4% of those in need) with emergency shelter material or household non-food items such as kitchen set and beddings. Of those assisted, 4%

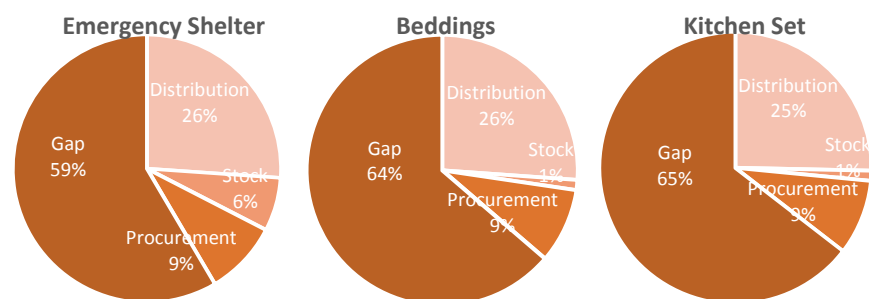
Kit Distribution by Region and Type of Emergency



	Flood	Drought	Conflict
Oromia	0	0	18165
Somali	0	24398	0
Gambela	2116	0	0
Afar	0	5608	0

	Flood	Drought	Conflict
Oromia			2,597
Somali		6,010	
SNNPR		300	
Gambela	500		
Tigray			903
Afar		1,425	

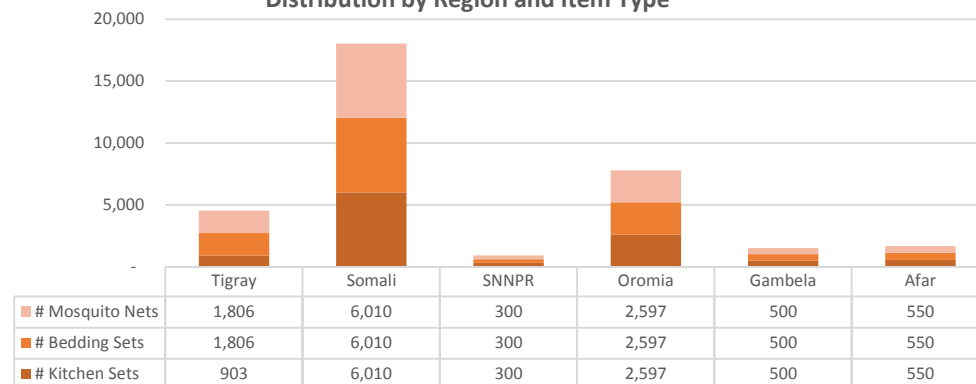
Distribution, Stock and Gap



STOCK & PIPELINE

The cluster has 7,210 emergency shelter and household NFI kits in stock, with an additional 10,000 kits being procured. Based on existing capacity and the expected increase in need to respond to on-going displacements, coupled with known supplies currently under procurement, the cluster is expected to reach 43% of those targeted in the 2017 HRD.

Distribution by Region and Item Type



* for more information and breakdown of displacement figures, please see MIDU

** based on 150,000 household targeted in 2016 HRD

*** For more detailed kit definition, please see www.sheltercluster.org/response/ethiopia

contact: shelternfi.ethiopia@gmail.com