



## Shelter-NFI Cluster Ethiopia

Coordinating Humanitarian Shelter

[www.sheltercluster.org/response/ethiopia](http://www.sheltercluster.org/response/ethiopia)  
Updated 30 March 2017

### KEY FIGURES

**53,317**

households reportedly in need of shelter and non-food assistance

**29,914**

shelter and non-food kits distributed in 6 regions since January

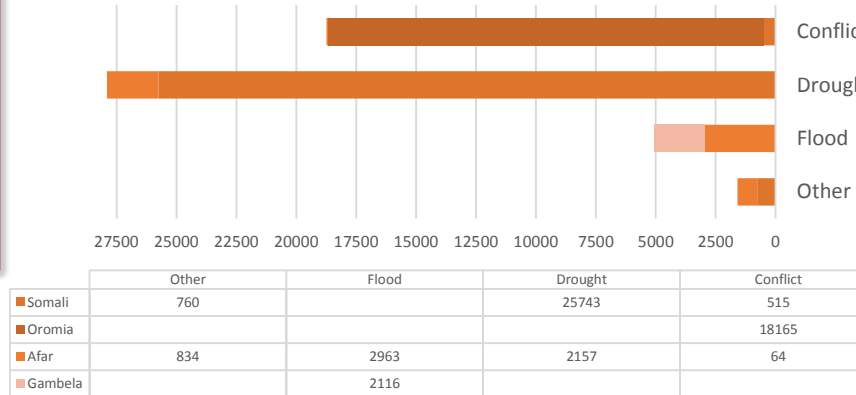
**16,130**

shelter kits in stock and pipeline

### NEED

Since the start of 2017, the cluster has received requests for assistance to 53,317 households who have been displaced by flood conflict and drought across the four regions of Somali, Oromia, Afar and Gambela.

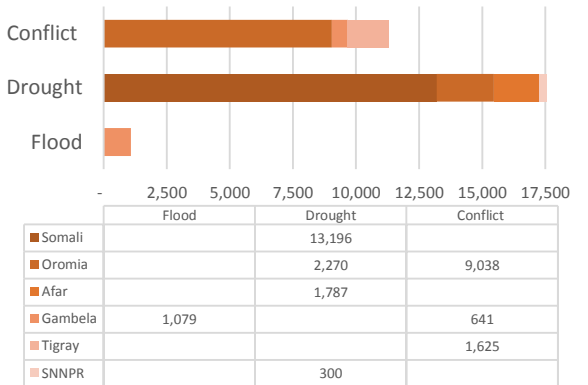
Households in Need by Type of Emergency and Region



### RESPONSE

By the 4th week of March, the cluster had reached some 29,914 households (56.63% of those in need) with emergency shelter material or household non-food items such as kitchen set and beddings. Of those assisted, 4% were displaced by flood, 35% by conflict and 61% by

Number of Kits Distributed by Type of Emergency and Region



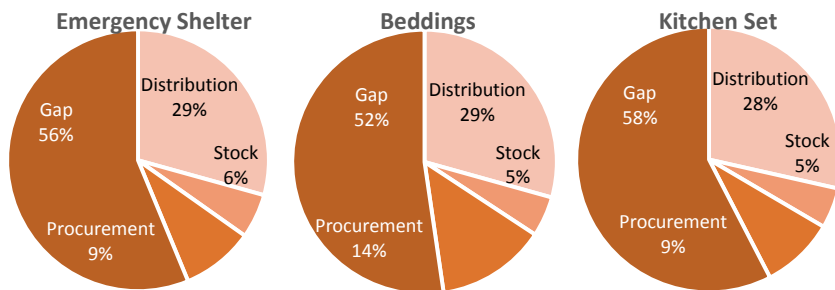
### FUNDING

Received 10%

Gap 90%

The Cluster is requesting USD 17.2 million for HRD 2017 but it has carried over USD 1.8 million

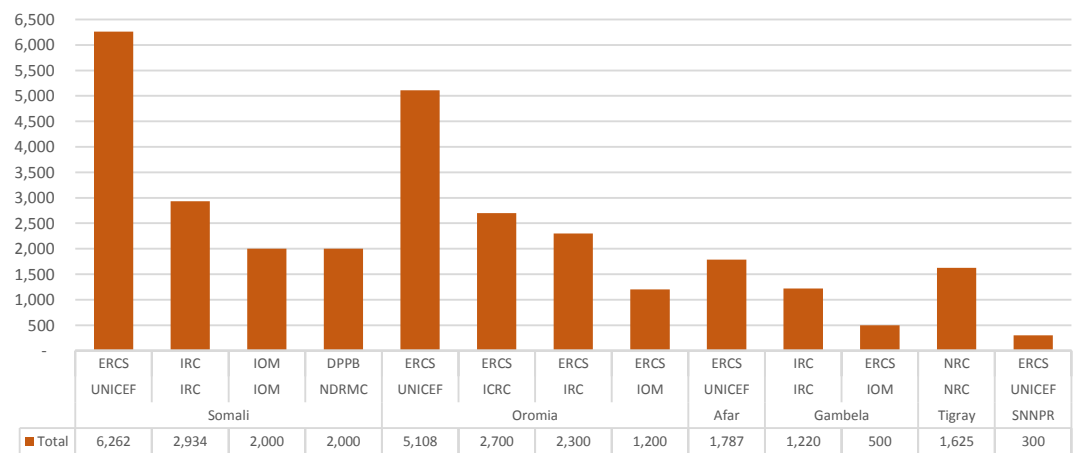
Distribution, Stock and Gap



### STOCK & PIPELINE

The cluster has 6,130 emergency shelter and household NFI kits in stock, with an additional 10,000 kits being procured. Based on existing capacity and the expected increase in need to respond to on-going displacements, coupled with known supplies currently under procurement, the cluster is expected to reach 43% of those targeted in the 2017 HRD.

Kit Distribution by Organization, Distributing Partner and Region



Ethiopia Shelter-NFI Cluster Google Map -- <https://drive.google.com/open?id=17dgTa1Y3f1KZmGcnAFS2CPRzgRQ&usp=sharing>

contact: shelternfi.ethiopia@gmail.com