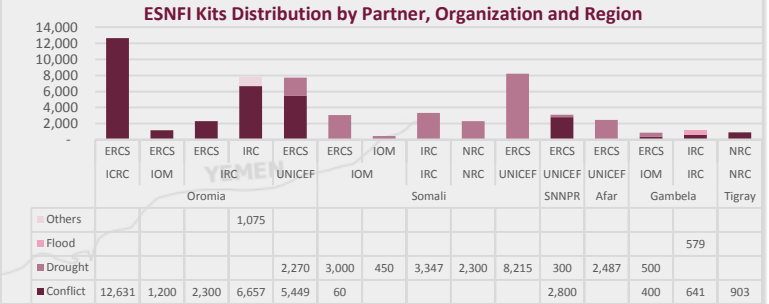
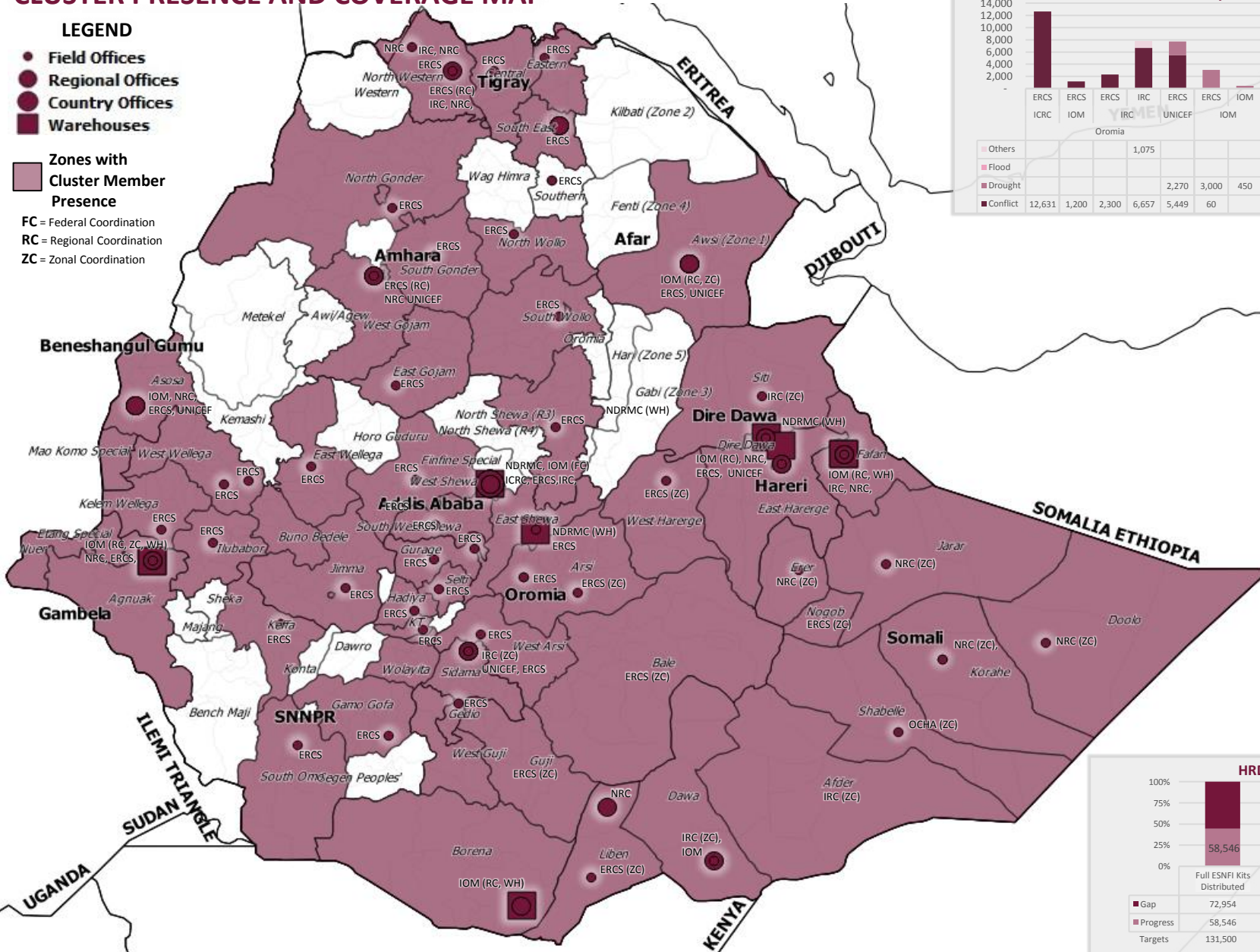




CLUSTER PRESENCE AND COVERAGE MAP

- LEGEND**
- Field Offices
 - Regional Offices
 - Country Offices
 - Warehouses
- Zones with Cluster Member Presence
- FC = Federal Coordination
RC = Regional Coordination
ZC = Zonal Coordination



KEY FIGURES

displaced households with shelter/NFI needs

51,432 households in Priority 1 Zones

72,633 households in Priority 2 Zones

full emergency shelter/NFI kits

57,564 kits distributed in 6 regions (including 12,631 ICRC kits)

2,878 kits presently being distributed or allocated for planned distributions

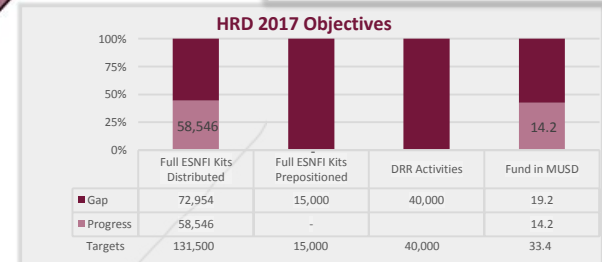
assessments conducted

23

18,400 kits in stock and pipeline

cash grants/vouchers distributed

982





Shelter/NFI Cluster 2017 Federal Needs Summary

30-Aug-2017

AFFECTED HOUSEHOLDS

By Type of Emergency, Info Source and Region

# Affected HHs Source	Region									
	Somali	Oromia	Afar	Tigray	Gambela	Amhara	Hareri	SNNPR	Dire Dawa	Grand Total
2017 FTF Kiremt Projection of Affected HHs	66,110	70,459	15,229	2,127	12,812	52,919		63,779	5,674	289,109
Flood	66,110	70,459	15,229	2,127	12,812	52,919		63,779	5,674	289,109
Government Requests	41,702	14,395	8,478		2,116			102		66,793
Conflict		13,330								13,330
Drought	41,702									41,702
Flood		1,065			2,116			17		3,198
Other			8,478					85		8,563
Belg Assessment 2017	76,693	44,446	3,141			46				124,326
Conflict	16,330	44,414								60,744
Drought	60,363		1,587							61,950
Fire						46				46
Flood		32	1,214							1,246
Other			340							340
Cluster Member Assessments		1,704								1,704
Flash Flood		227								227
Flood		1,477								1,477
Latest DTM	93,426	66,378	8,472	6,923	1,901	2,316	660			180,076
Conflict	43,866	40,710	586	6,683	1,794	1,925	660			96,224
Drought	49,054	10,609	3,595							63,258
Fire		60				32				92
Flash Flood	506	1,267	2,098				27			3,898
Landslide		24				90				114
Other		13,334	788							14,122
Seasonal Flood		374	1,405		240	107	242			2,368

DISPLACED HOUSEHOLDS IN NEED

By Type of Emergency, Info Source and Region

# HHs w/ SNFI Need Source	Region									
	Somali	Oromia	Afar	Amhara	Gambela	Hareri	SNNPR	Tigray	Dire Dawa	Grand Total
2017 FTF Kiremt Projection of Displaced HHs in Need	4,321	1,443	2,518	3,185	1,263	75	4,307	213	580	17,906
Flood	4,321	1,443	2,518	3,185	1,263	75	4,307	213	580	17,906
Belg Assessment 2017	76,693	44,622	3,141	46						124,502
Conflict	16,330	44,590								60,920
Drought	60,363		1,587							61,950
Flood		32	1,214							1,246
Other			340							340
Fire				46						46
Cluster Member Assessments		1,704								1,704
Flood		1,477								1,477
Flash Flood		227								227
Latest DTM	76,787	63,787	8,395	2,274	1,771	578	6,886			160,477
Conflict	39,352	38,859	586	1,925	1,664	578	6,646			89,608
Drought	36,993	10,206	3,561							50,760
Other		13,112	788							13,900
Landslide		24		76						100
Flash Flood	443	1,215	2,055	27						3,740
Seasonal Flood		312	1,405	215	107			240		2,279
Fire		60		32						92



Shelter/NFI Cluster 2017 Federal Response Summary

30-Aug-2017

FULL ESNFI KIT DISTRIBUTION SUMMARY

By Status, Region, Type of Emergency and Project Holder

# Full ESNFI Kits Status/Type of Emergency/Region	Project Holder							Grand Total
	UNICEF	IRC	ICRC	IOM	NRC	NDRMC		
Completed	21,521	14,599	12,631	5,610	3,203		57,564	
Drought	13,272	3,347		3,950	2,300		22,869	
Afar	2,487						2,487	
Gambela				500			500	
Oromia	2,270						2,270	
SNNPR	300						300	
Somali	8,215	3,347		3,450	2,300		17,312	
Flood		579					579	
Gambela		579					579	
Others		1,075					1,075	
Oromia		1,075					1,075	
Conflict	8,249	9,598	12,631	1,660	903		33,041	
Gambela		641		400			1,041	
Oromia	5,449	8,957	12,631	1,200			28,237	
SNNPR	2,800						2,800	
Somali				60			60	
Tigray					903		903	
On-going	878	1,130					2,008	
Conflict	878	1,130					2,008	
Oromia		1,130					1,130	
Somali	878						878	
Planned (Funded, procured and allocated)		870					870	
Drought		870					870	
Somali		870					870	
Grand Total	22,399	16,599	12,631	5,610	3,203		60,442	

STOCK & PIPELINE SUMMARY

By Status, Agency and Type of Assistance

Status	Donor/Organization							Grand Total		
	ECHO		EHF		ICRC		KFW		OFDA	GOE
	IRC	IOM	NRC	ICRC	UNICEF	IRC	NDRMC			
In Stock (Prepositioned)										
Full ESNFI Kits	2,000	4,100	1,000		2,500		2,000		11,600	
Plastic sheets						9,643		23,796	33,439	
Rope						190		-	190	
Blankets						2,693		68,758	71,451	
Plates						6,821		65,910	72,731	
Cups						20,816		78,228	99,044	
Teapots								39,916	39,916	
Kettles/ Jugs						11,196		47,658	58,854	
Cooking pots						-		13,002	13,002	
Cooking ladle						5,218		8,488	13,706	
Jerry cans						2,761		41,655	44,416	
Soap						45,084			45,084	
Under Procurement										
Full ESNFI Kits		3,800	3,000						6,800	