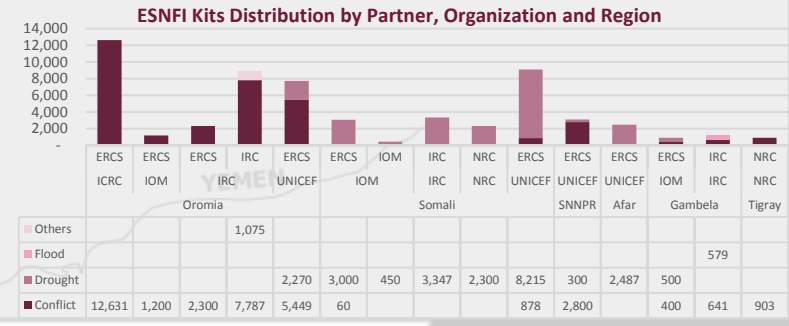
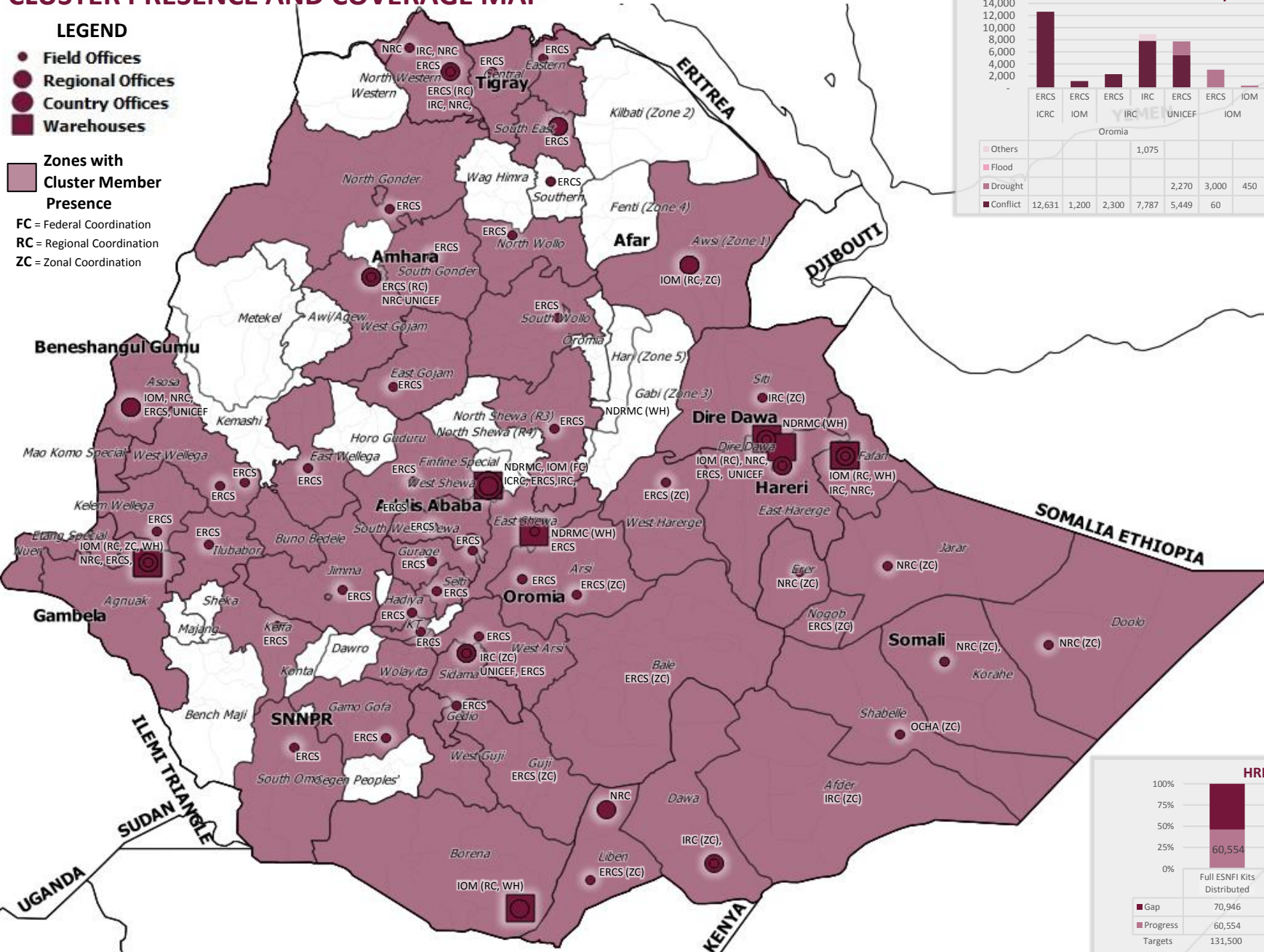





CLUSTER PRESENCE AND COVERAGE MAP

- LEGEND**
- Field Offices
 - Regional Offices
 - Country Offices
 - Warehouses
- Zones with Cluster Member Presence
- FC = Federal Coordination
 RC = Regional Coordination
 ZC = Zonal Coordination



KEY FIGURES




displaced households with shelter/NFI needs

83,344

Priority 1 households

88,753


Priority 2




full emergency shelter/NFI kits

59,572


kits distributed in 6 regions (including 12,631 ICRC kits)



29 assessments conducted



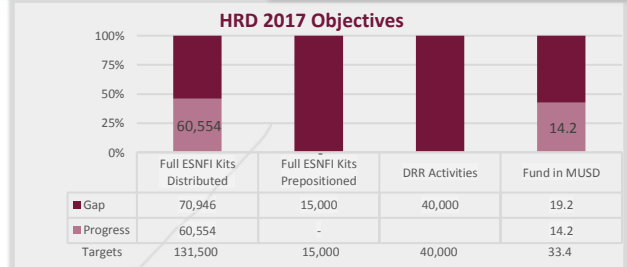
982 cash grants/vouchers distributed



870 kits presently allocated for planned distributions

23,500

kits in stock and pipeline



Shelter/NFI Cluster 2017 Federal Summary

14-Sep-2017

HOUSEHOLDS IN NEED OF SHELTER/NFI ASSISTANCE
By Priority, Region and Type of Emergency

# HHs in Need Priority / Region	Type of Emergency							Grand Total
	Conflict	Fire	Drought	Flood	Storm	Landslide	Other	
I	35,953	32	30,231	7,750	450	60	8,867	83,344
Afar	200		301	-	450	-	2,398	3,349
Amhara	428	32		50	-	60		570
Gambela	513			2,229			1,160	3,902
Oromia	29,878		2,626	5,011	-	-	5,224	42,739
SNNPR				17	-	-	85	102
Somali	4,935		27,304	443				32,682
II	55,961	60	19,372	5,072		40	8,248	88,753
Afar	386		3,260	3,460			360	7,466
Amhara	1,497			192		16		1,704
Gambela	1,151							1,151
Hareri	578							578
Oromia	11,287	60	7,580	1,181		24	7,888	28,019
Somali	34,417		8,533					42,949
Tigray	6,646			240				6,886
Grand Total	91,914	92	49,604	12,822	450	100	17,115	172,096

FULL ESNFI KIT DISTRIBUTION SUMMARY
By Status, Region, Type of Emergency and Project Holder

# Full ESNFI Kits Status/Type of Emergency/Region	Project Holder							Grand Total
	UNICEF	IRC	ICRC	IOM	NRC	NDRMC		
Completed	22,399	15,729	12,631	5,610	3,203			59,572
Drought	13,272	3,347		3,950	2,300			22,869
Afar	2,487							2,487
Gambela				500				500
Oromia	2,270							2,270
SNNPR	300							300
Somali	8,215	3,347		3,450	2,300			17,312
Flood		579						579
Gambela		579						579
Others		1,075						1,075
Afar								
Gambela								
Oromia		1,075						1,075
Somali								
Conflict	9,127	10,728	12,631	1,660	903			35,049
Gambela		641		400				1,041
Oromia	5,449	10,087	12,631	1,200				29,367
SNNPR	2,800							2,800
Somali	878			60				938
Tigray					903			903
Planned (Funded, procured and allocated)		870						870
Drought		870						870
Somali		870						870
Grand Total	22,399	16,599	12,631	5,610	3,203			60,442

STOCK & PIPELINE SUMMARY
By Status, Agency and Type of Assistance

Status	Donor/Organization									Grand Total
	ECHO		EHF		ICRC		KFW	OFDA	GOE	
	IOM	IRC	IOM	NRC	ICRC	UNICEF	IOM	NDRMC		
In Stock (Prepositioned)										
Full ESNFI Kits		2,000		4,100	1,000	2,500				9,600
Plastic sheets							9,643		23,796	33,439
Rope							190		-	190
Blankets							2,693		68,758	71,451
Plates							6,821		65,910	72,731
Cups							20,816		78,228	99,044
Teapots									39,916	39,916
Kettles/ Jugs							11,196		47,658	58,854
Cooking pots							-		13,002	13,002
Cooking ladle							5,218		8,488	13,706
Jerry cans							2,761		41,655	44,416
Soap							45,084			45,084
Under Procurement										
Full ESNFI Kits		1,100		3,800	3,000	2,500		3,500		13,900