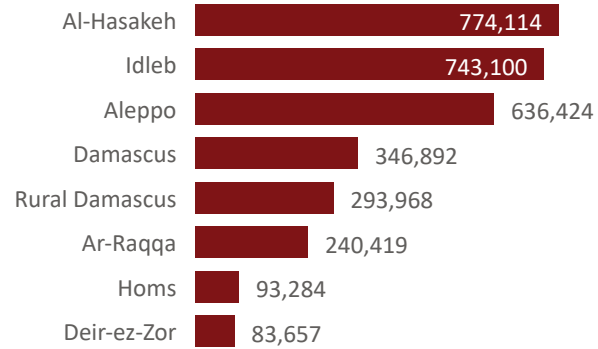
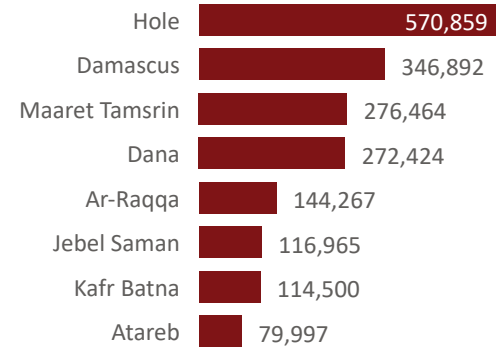


Sector: NFI Shelter | Hub: NES Syria Turkey X-B | Organization type: Non-UN agency UN agency | Governorate: All | District: All | Sub-district: All | Community: All

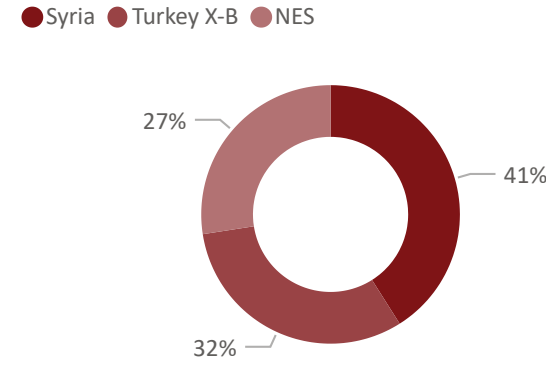
Individuals reached, by governorate



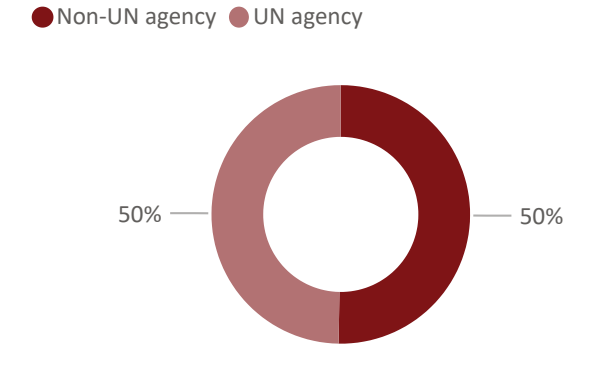
Individuals reached, by sub-district



Individuals reached, by hub



Individuals reached, by organization type



**Individuals and HH reached**  
(Core and seasonal NFI reach may include non-unique individuals)

1,236,113

Shelter (Ind)

2,857,191

Core NFI (Ind)

755,461

Total HH reached

1,773,079

Winter NFI (Ind)

121,402

Total FHH reached

50,266

Summer NFI (Ind)

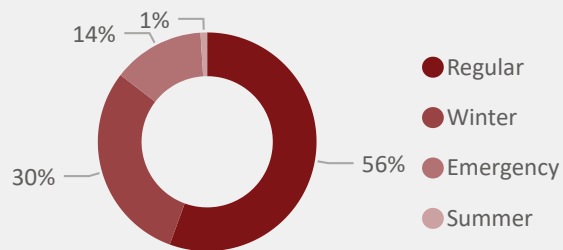
42,783

Total PWD reached

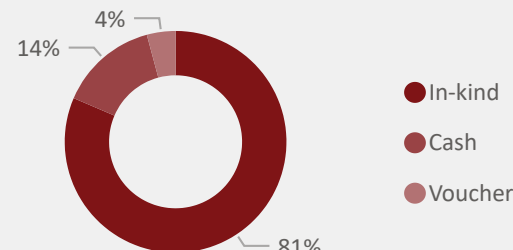
Individuals reached, by activity and month

Activity	January	February	March	April	May	June	July	August	September	October
1.1 Core and essential NFIs	192,079	347,657	446,285	525,404	280,056	250,524	253,258	230,094	147,085	184,749
1.2 Seasonal and supplementary NFIs	616,853	422,495	311,507	132,761	40,500	119,578	37,908	36,874	19,806	97,740
1.2 Seasonal shelter assistance						36			3,558	
1.3 Emergency shelter	66,257	42,177	159,618	43,812	12,963	96,718	162,441	41,347	106,986	131,469
1.4 Collective centres and transitional shelters	6,109	13,986	1,967	1,782	2,938	3,333	6,093	17,730	26,094	2,842
2.1 Sustainably repair/rehabilitate housing	62,712	73,022	10,013	6,381	3,835	2,119	2,952	20,742	70,211	37,464

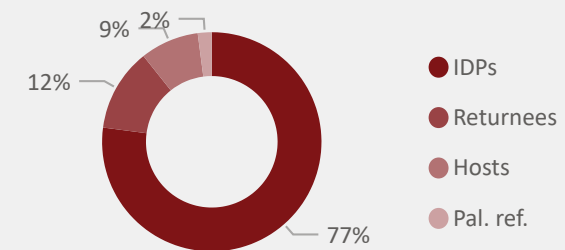
Individuals reached, by response type



Individuals reached, by modality



Individuals reached, by population type



Reporting month

Month	Download
January	<a href="#">Download</a>
February	<a href="#">Download</a>
March	<a href="#">Download</a>
April	<a href="#">Download</a>
May	<a href="#">Download</a>
June	<a href="#">Download</a>
July	<a href="#">Download</a>
August	<a href="#">Download</a>
September	<a href="#">Download</a>
October	<a href="#">Download</a>

Last updated

25 November 2021

# Whole of Syria Shelter and NFI Sectors Responses 2021

## Humanitarian use only

### HRP 2021 Progress

As of October 2021

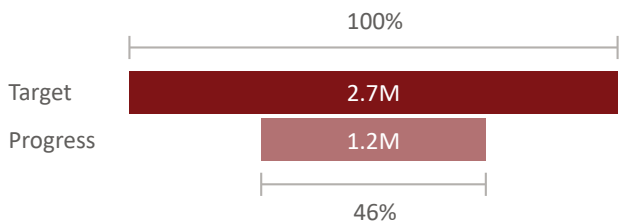
#### Hub

- NES
- Syria
- Turkey X-B

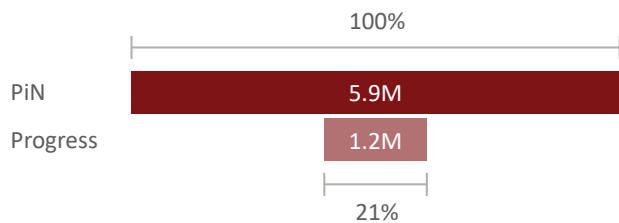
#### Organization type

- Non-UN agency
- UN agency

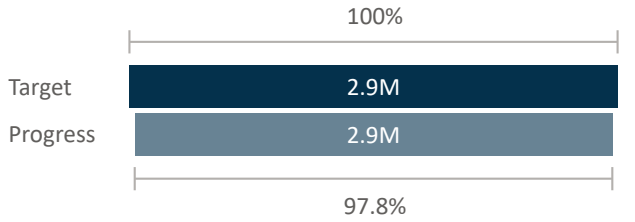
#### Shelter beneficiaries reached against HRP target



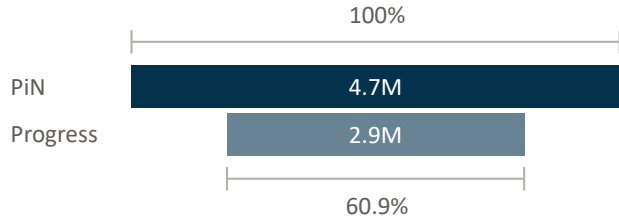
#### Shelter beneficiaries reached against PiN



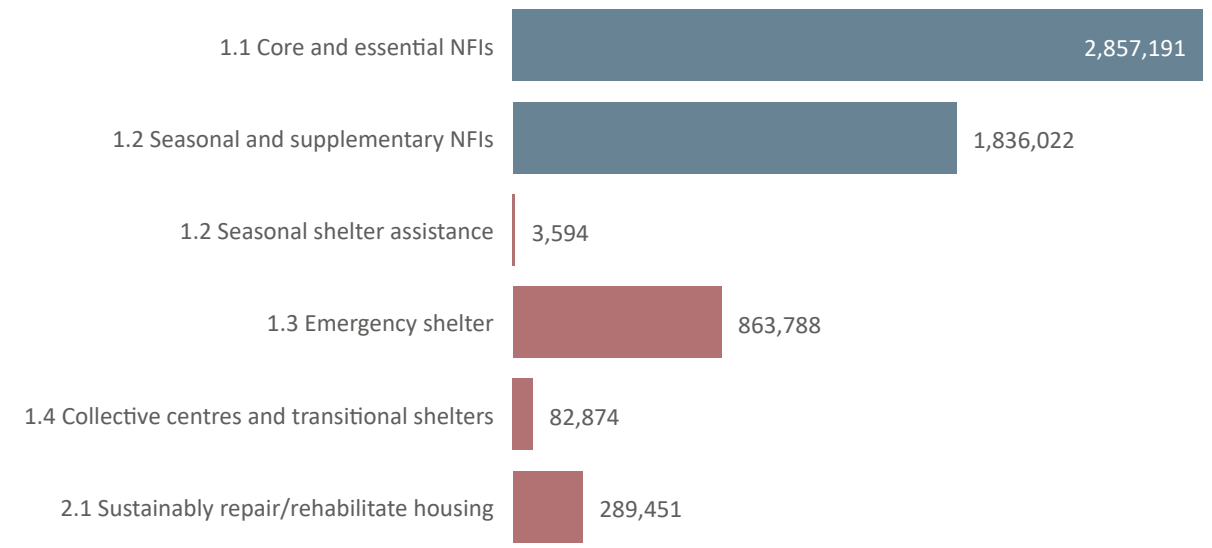
#### NFI beneficiaries reached against HRP target



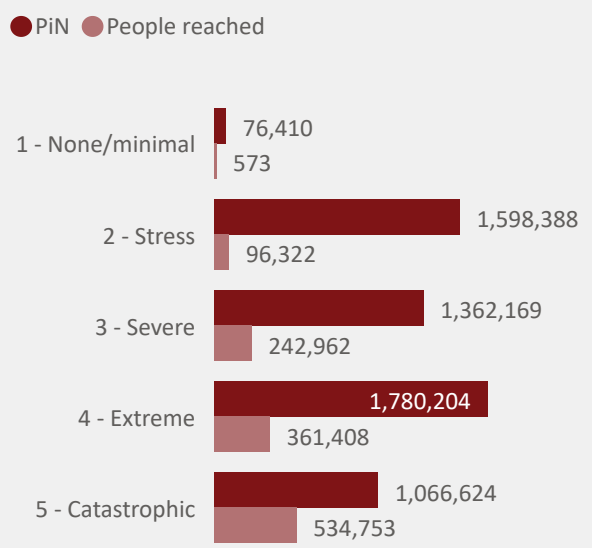
#### NFI beneficiaries reached against PiN



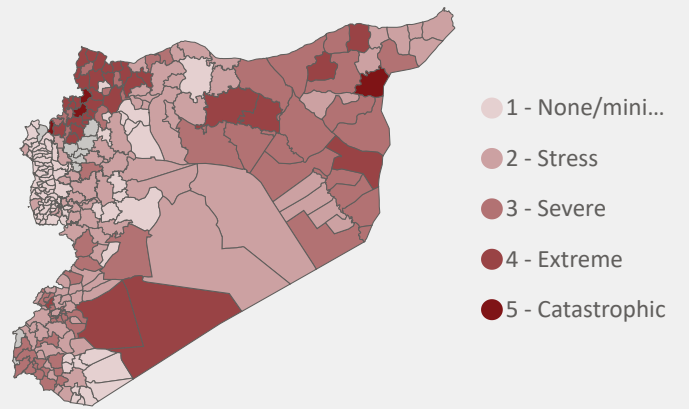
#### HRP activity



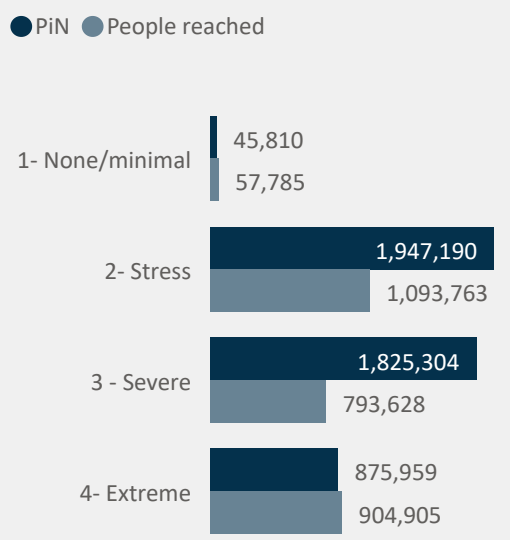
#### Shelter reach against PiN and severity



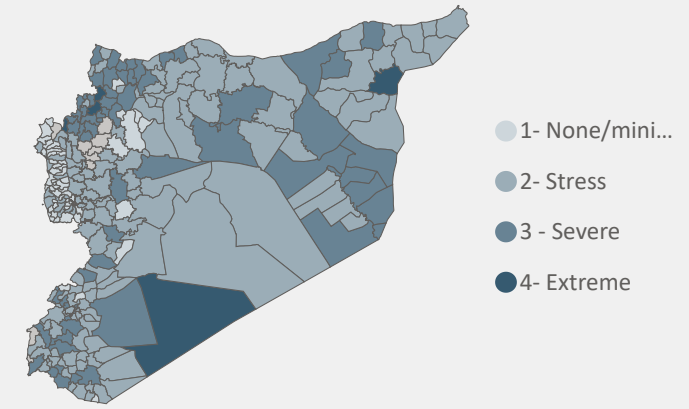
#### Shelter severity by sub-district



#### NFI reach against PiN and severity



#### NFI severity by sub-district



Hub

- NES
- Syria
- Turkey X-B

Organization type

- Non-UN agency
- UN agency

Reporting month

- All

Governorate

- All

District

- All

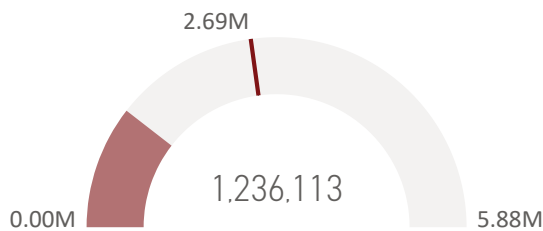
Sub-district

- All

Community

- All

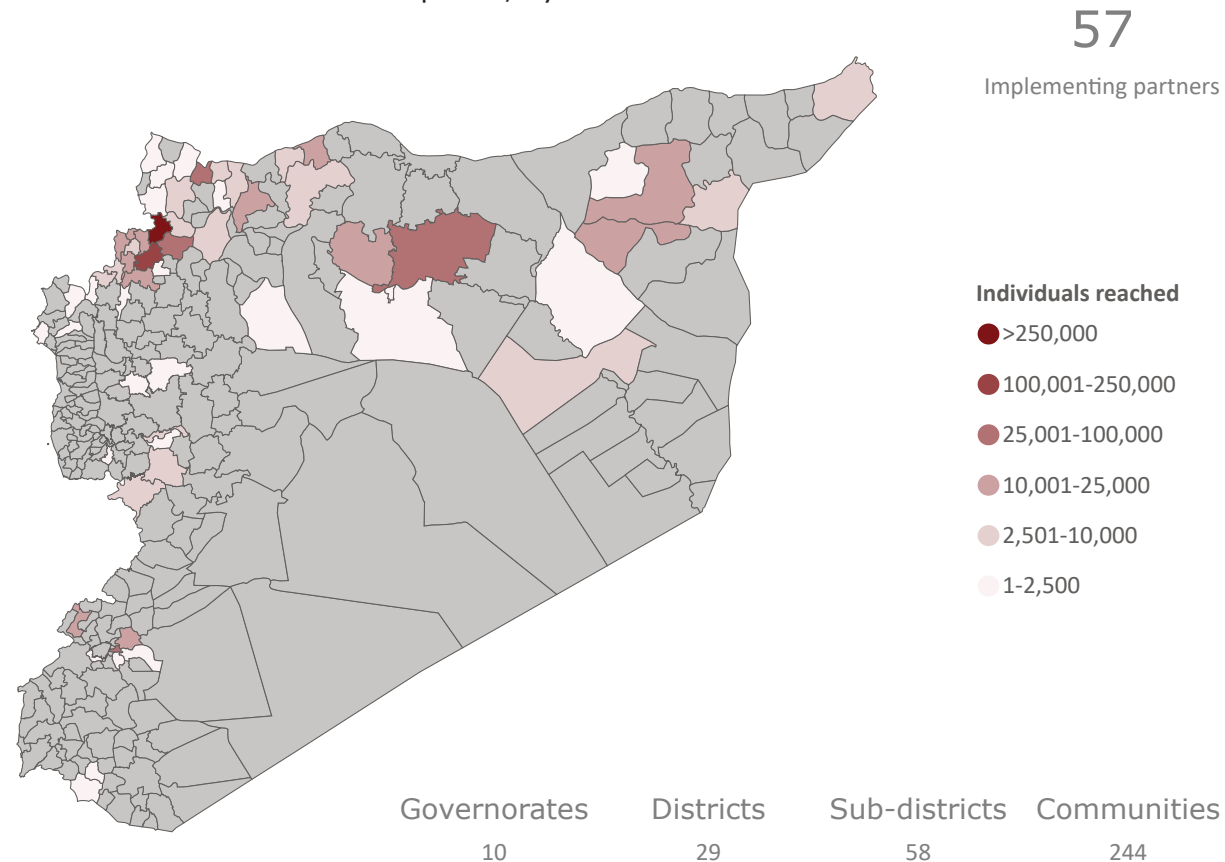
Individuals reached vs target vs PiN



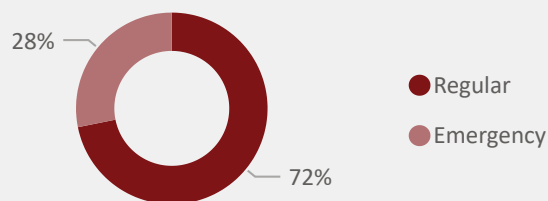
Shelter response

116,720 No of units achieved	4,014 Shelters not occupied
1982 Full shelter kits	1193 Half shelter kits
43,970 Tents	2,902 HH received cash

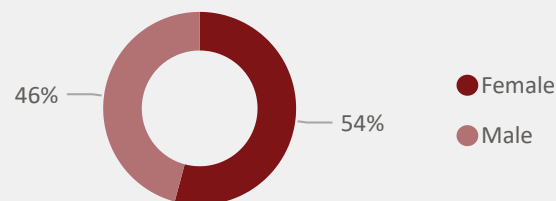
Individuals reached with shelter response, by sub-district



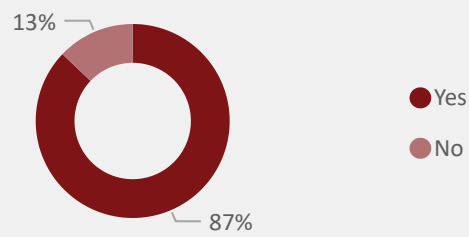
Individuals reached, by response type



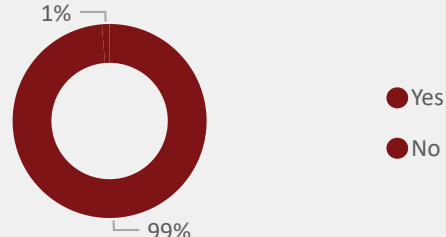
Individuals reached, by sex



Presence of female staff during distribution



Privacy for females during intervention

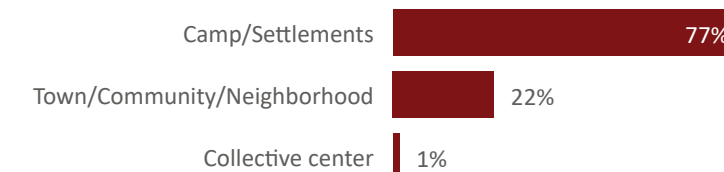


Number of construction workers employed, by shelter activity and month\*

Activity	January	February	March	April	May	June	July	August	September	October	Total
1.3 Emergency shelter	513	256	3,747	1,159	621	176	411	509	1,106	1,338	9,836
1.4 Collective centres and transitional shelters	181	214	159	145	5	20	109	138	338	273	1,582
2.1 Sustainably repair/rehabilitate housing	168	237	135	40	115	170	240	125	98		1,328
<b>Total</b>	<b>862</b>	<b>707</b>	<b>4,041</b>	<b>1,344</b>	<b>741</b>	<b>366</b>	<b>760</b>	<b>772</b>	<b>1,542</b>	<b>1,611</b>	<b>12,746</b>

\*Includes all individuals employed through shelter activities that are not NGO or UN agency staff.

Individuals reached, by location type



Hub

- NES
- Syria
- Turkey X-B

Organization type

- Non-UN agency
- UN agency

Reporting month

- March

Governorate

- All

District

- All

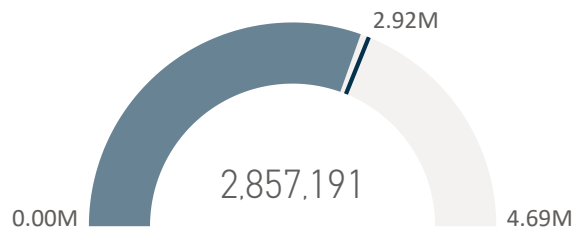
Sub-district

- All

Community

- All

Individuals reached vs target vs PiN

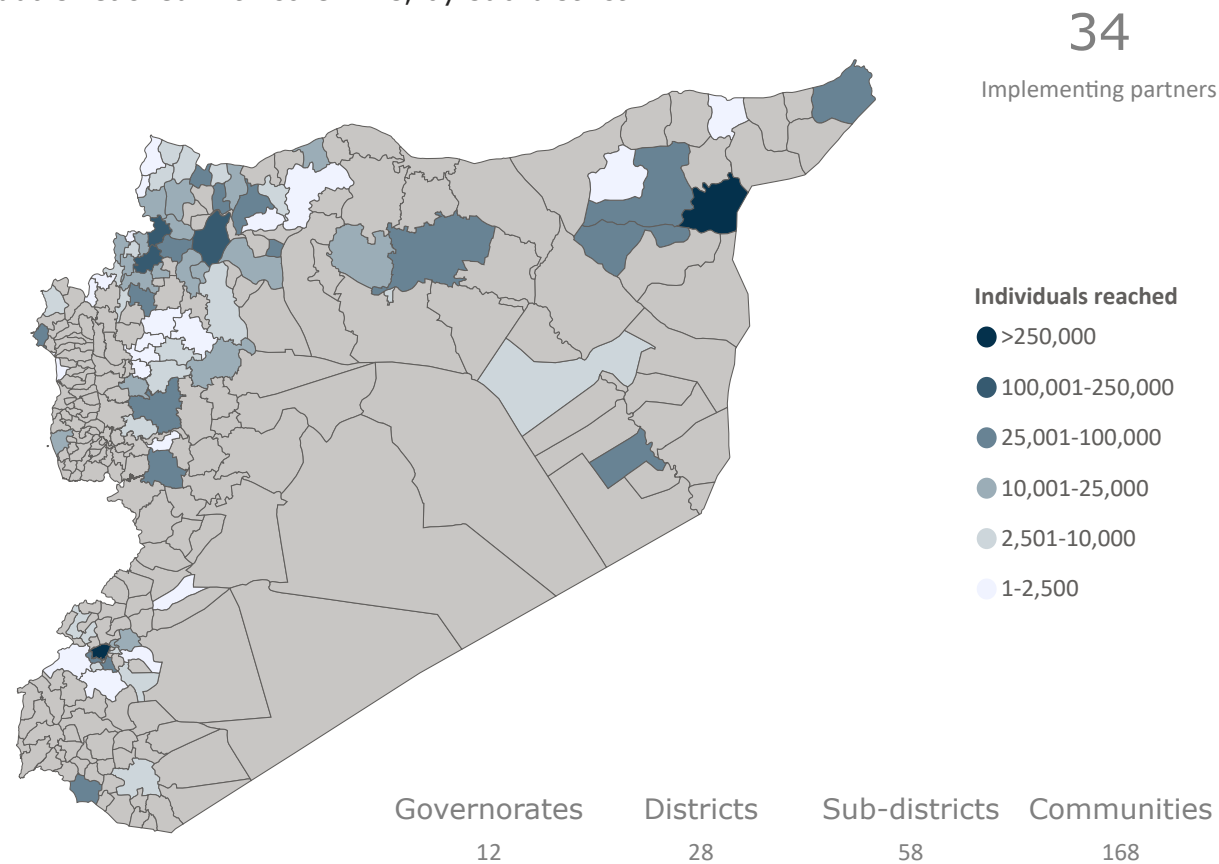


Core NFI

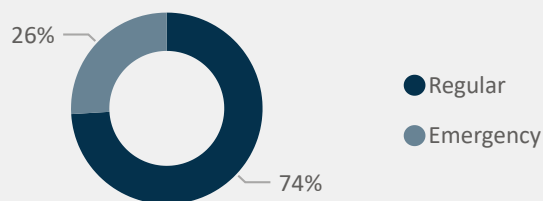
Core NFIs vary between the three hubs but usually include blankets, mattresses, plastic sheeting, kitchen sets, water jerry cans and solar lamps.

Please see the [Technical Guidance Note on Shelter and NFI kits \(Turkey X-B\)](#) as an example.

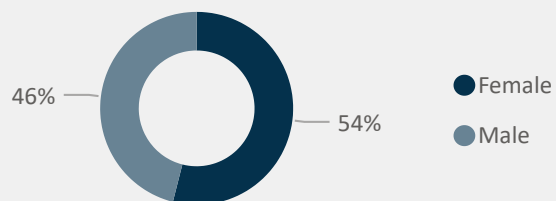
Individuals reached with core NFIs, by sub-district



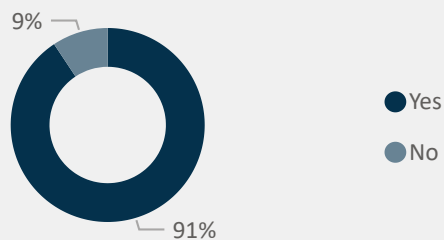
Individuals reached, by response type



Individuals reached, by sex



Presence of female staff during distribution



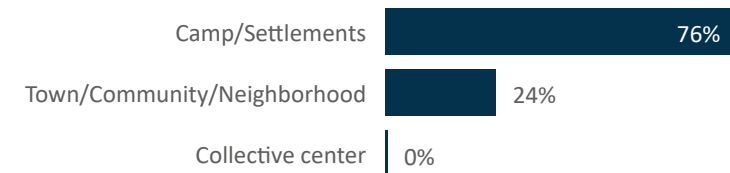
Separate lines during distribution



Number of NFI kits distributed, by month

Selected NFI kits	January	February	March	April	May	June	July	August	September	October	Total
Elderly kits	0	0	0	0	0	0	0	0	0	0	0
Hygiene kits	10,755	18,401	10,418	2,511	2,728	1,815	691	290	1,110	2,190	50,909
Kitchen sets	5,100	10,577	24,996	11,353	10,210	14,277	14,012	15,968	8,366	9,217	124,076
New arrival kits	0	39	6	2	32	56	0	111	0	606	852
NFI kits	9,349	8,868	22,944	5,644	8,368	14,525	8,677	1,072	1,722	3,449	84,618

Individuals reached, by location type



Hub

NES Syria Turkey X-B

Organization type

Non-UN agency UN agency

Reporting month

All

Governorate

All

District

All

Sub-district

All

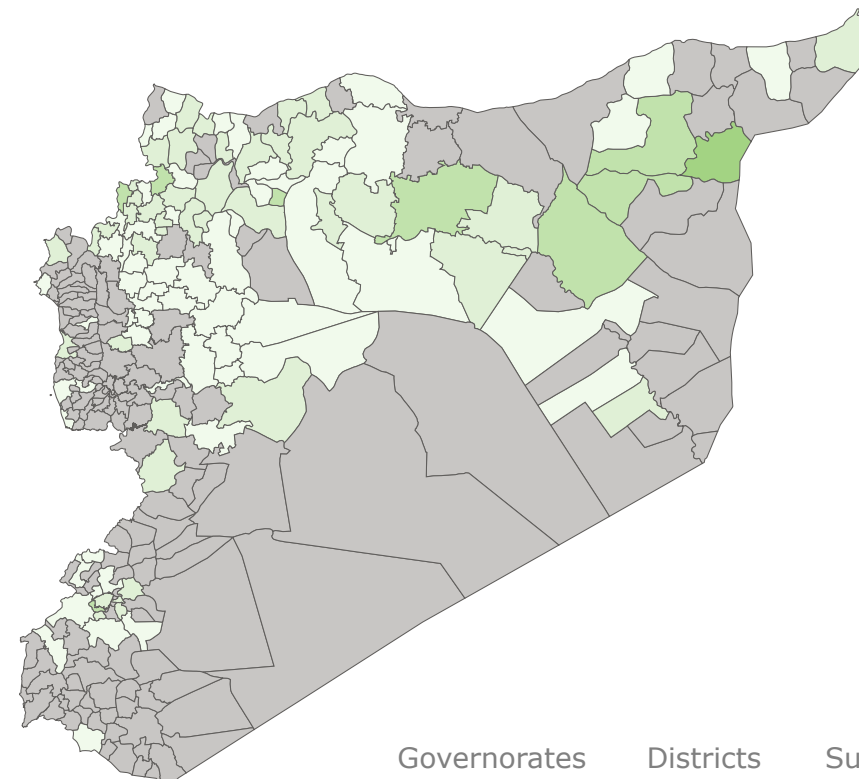
Community

All

Individuals reached with seasonal response, by sub-district

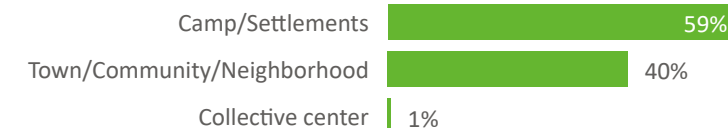
65

Implementing partners



Governorates 13  
Districts 42  
Sub-districts 111  
Communities 495

Individuals reached, by location type



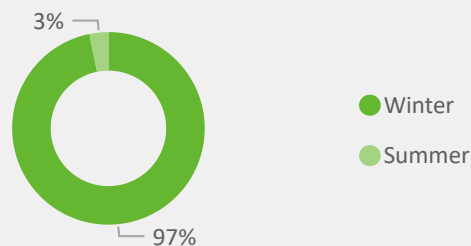
1,773,079

Winter NFI (Ind)

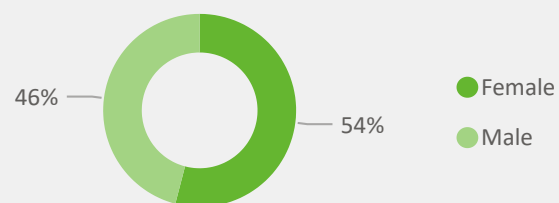
58,143

Summer NFI (Ind)

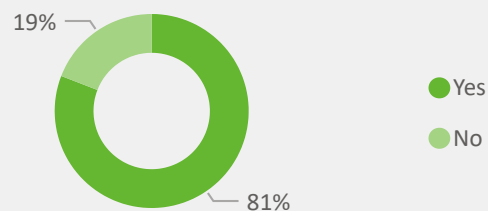
Individuals reached, by response type



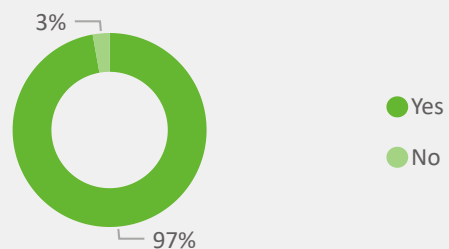
Individuals reached, by sex



Presence of female staff during distribution



Separate lines during distribution



Number of seasonal NFI kits distributed, by month

Seasonal NFI kits	January	February	March	April	May	June	July	August	September	October
Summer kits	0	0	0	0	0	0	3,843	4,941	1,211	0
Winter clothing kits	24,684	62,398	45,849	20,742	990	1	234	1,319	5,969	28,670
Winter NFI kits	418	479	876	0	0	0	0	0	0	0