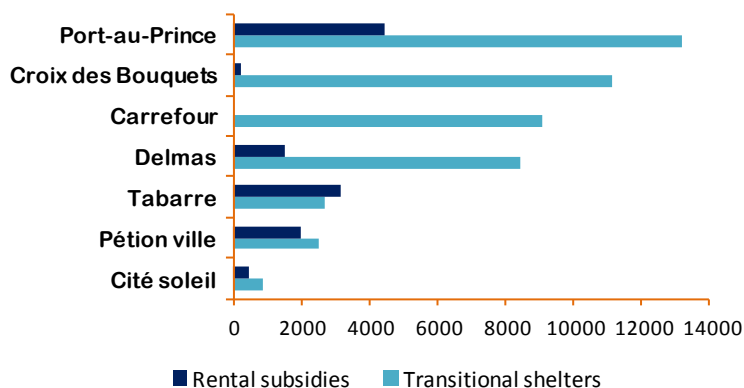
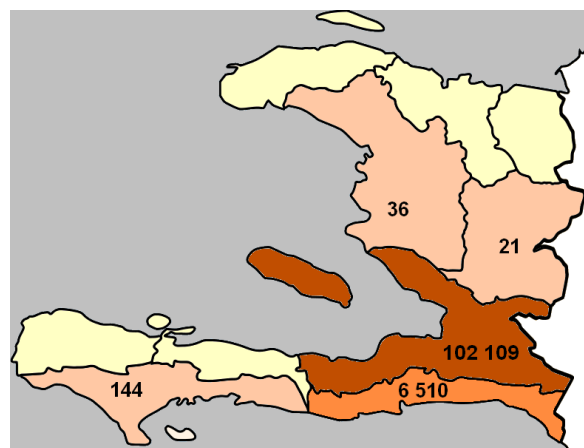


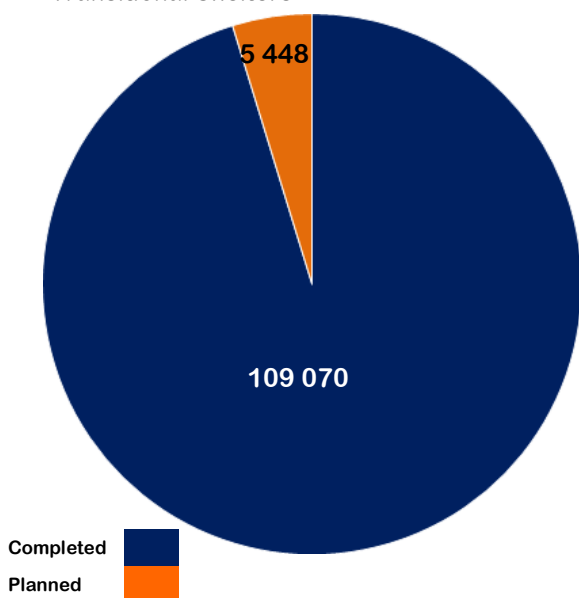
Transitional shelters & Rental subsidies



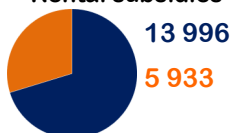
Transitional shelters per departement



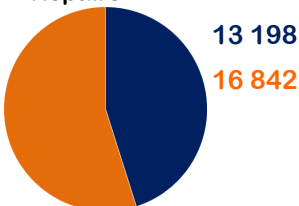
Transitional Shelters



Rental subsidies



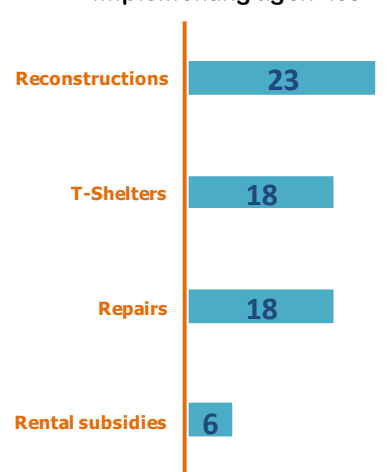
Repairs



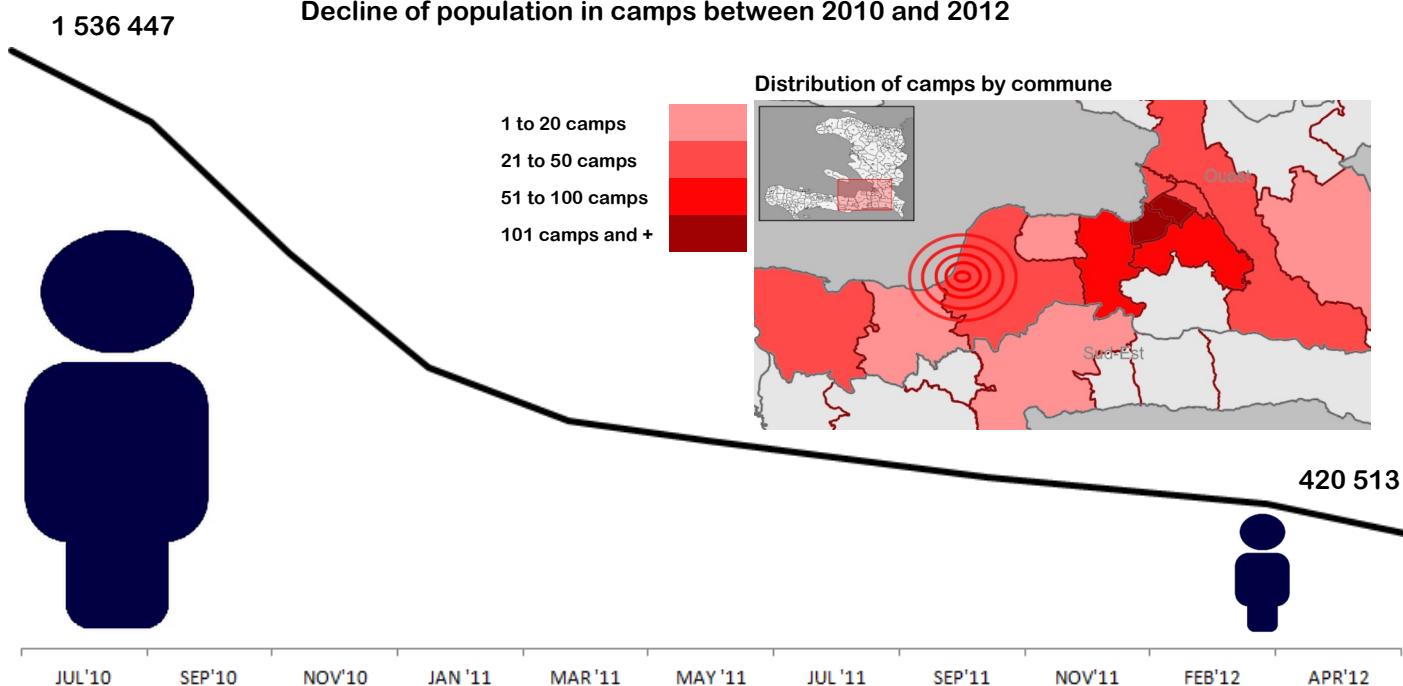
Reconstructions



Implementing agencies

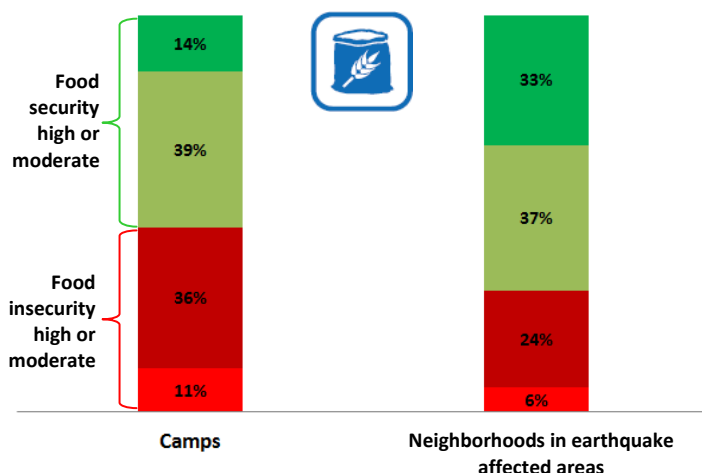


Decline of population in camps between 2010 and 2012



SITUATION IN CAMPS

FOOD SECURITY



WASH

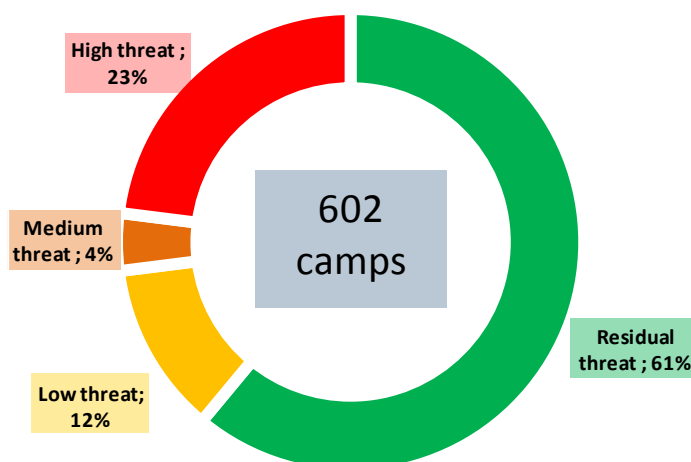
70% of water points without residual chlorine (0 mg/l).

95% of displaced populations living in camps do not have access to 10 liters of potable water per day.

3% of camps have adequate hand washing facilities with soap and water.

DISASTER RISK REDUCTION

Disaster Risk Reduction - Camps threatened (flood, landslide, etc.)



EMERGENCY SHELTER



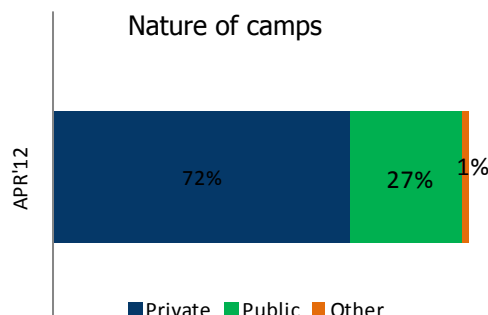
According to an assessment carried out in September 2011, 51% of emergency shelters evaluated within 270 camps need to be replaced.

CAMP MANAGEMENT



The last DTM indicates that 78% of the 602 camps do not have camp management agency.

Nature of camps



"End Displacement in Haiti"

E-Shelter & CCCM Cluster

Contacts:

Giovanni Cassani
Cluster coordinator
gcassani@iom.int
+509.3803-2105

Damien Jusselme
Information Manager
djusselme@iom.int
+509.3702-1005

Sources:

Population in camps: DTM, IOM, April 2012
WASH: Survey Cluster WASH/Observatoire DINEPA, Avril 2012
Food Security: Nation survey on Food Security, CNSA, 2012
DRR: DRR OIM and Survey Cluster WASH/Observatoire DINEPA, Avril 2012
Emergency Shelter: survey carried out by IOM, September 2011.
CCCM: DTM, Avril 2012