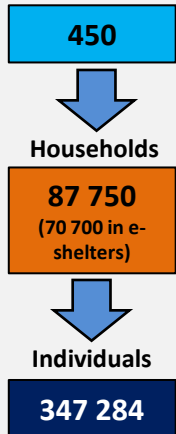
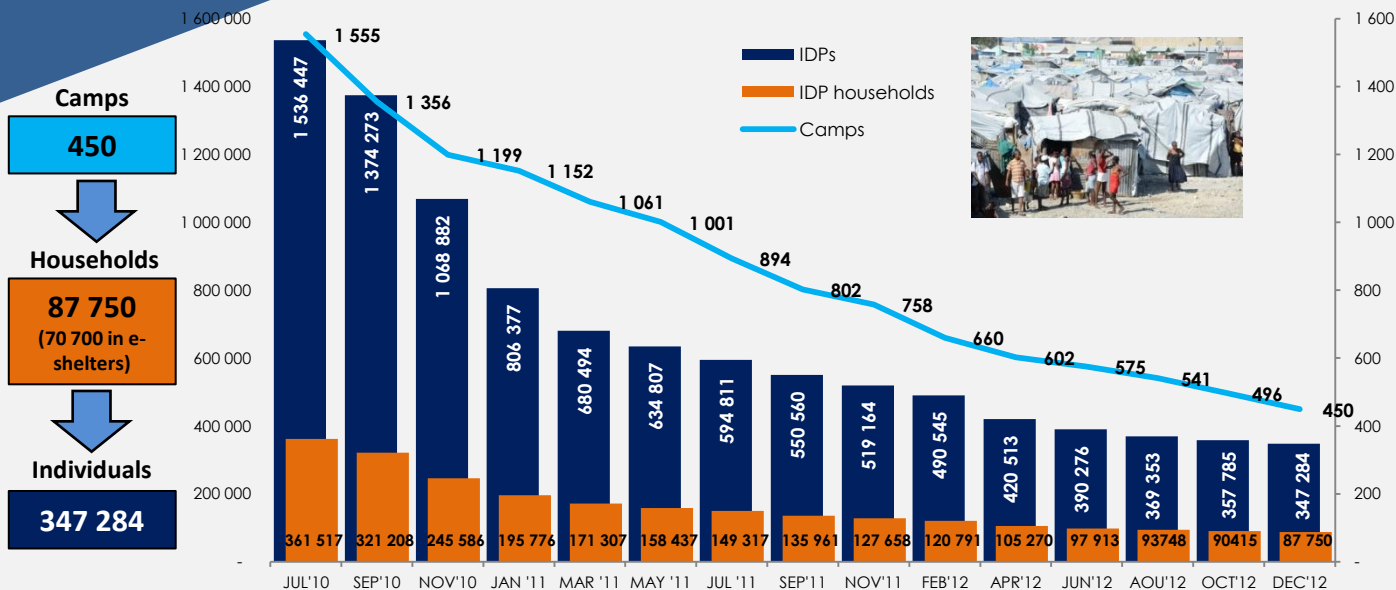


FACT SHEET – UCLBP & SHELTER AND CCCM CLUSTER HAITI – JANUARY 2013

I. CAMPS

1.1 Evolution of the number of displaced persons and sites 2010-2012 (sources DTM December 2012)



Among the **87 750** households in camps, **5 920** (7%) are living in transitional shelters while **11 128** (13%) are living in the “Jerusalem, Canaan and Onaville” area. In total, more than **70 700** households are still living in emergency shelters in camps (e-shelters).

1.2 Who lives in camps? (sources DTM and Registration Phase 2)

Date of arrival


At least **84%** of the displaced population in 2012 was already in camps in 2010.

Nearly **85%** of displaced households report living in IDP sites that are within the same commune as the houses they lived in before the earthquake

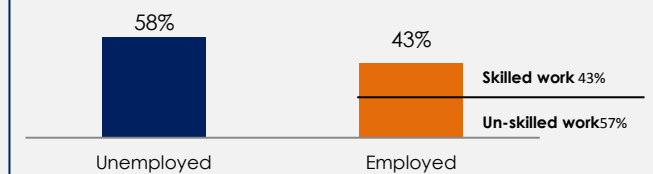
Age

The average age of camp-based population is **23.5**

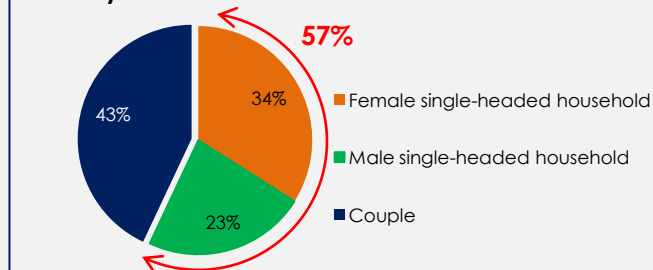
Ownership status



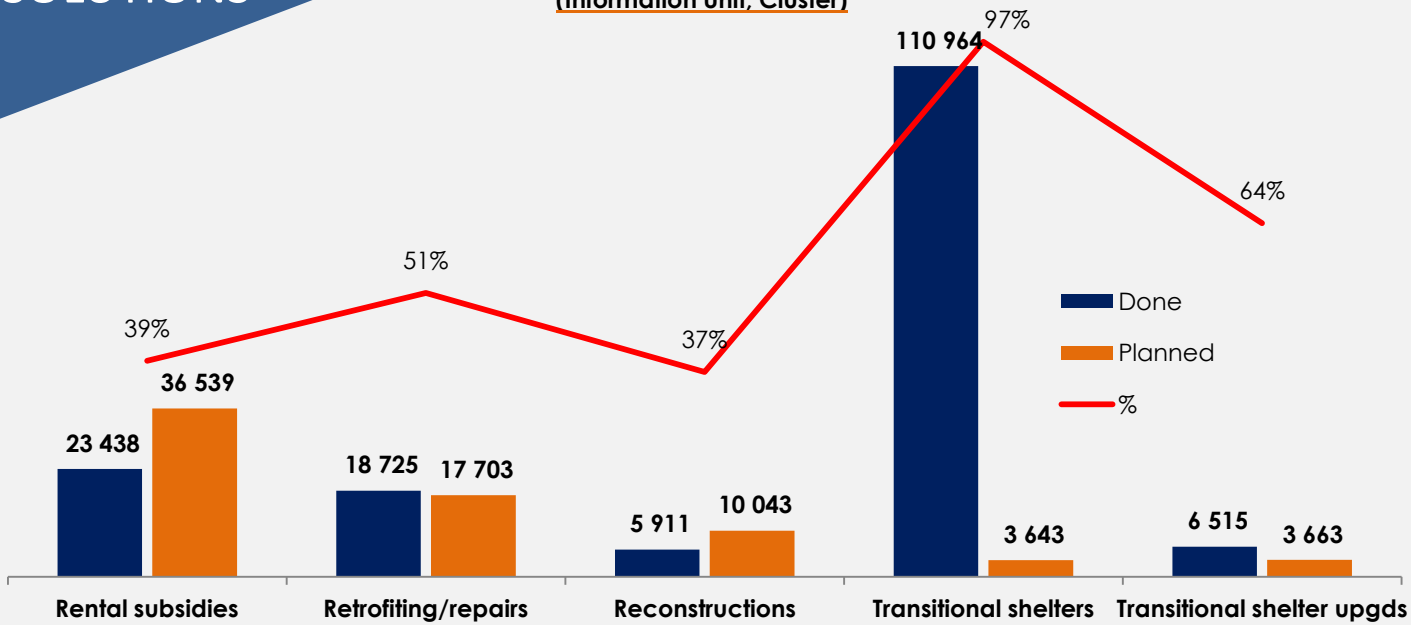
Professional occupation



Family structures of households



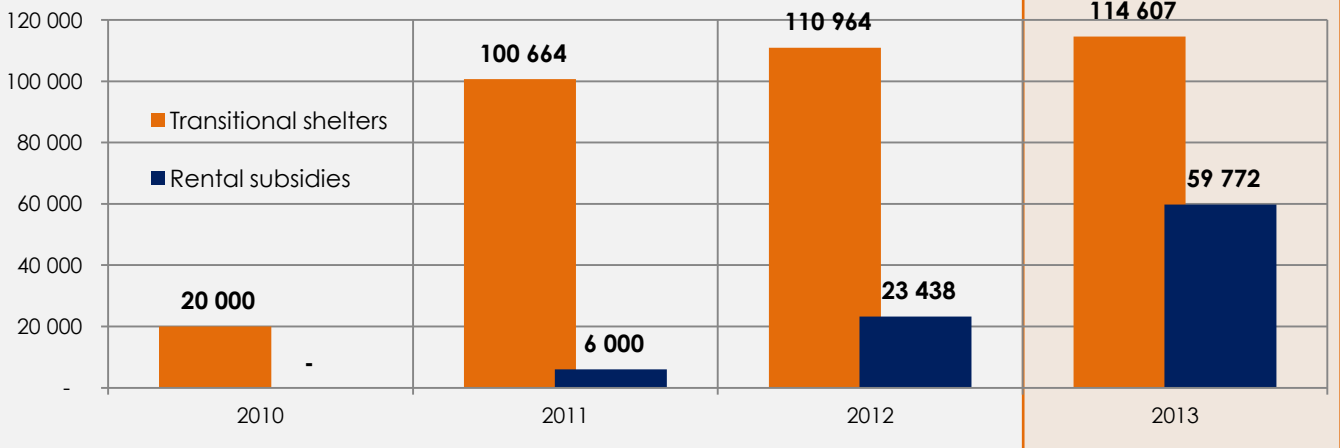
2.1 Reconstruction activities – January 2013 (Information Unit, Cluster)



Reconstruction activity data collection carried out among Cluster partners in November 2012 gives the following indications: **23 438** rental subsidies allocated, **5 911** houses (re)constructed, repairs/retrofitting of **18 725 houses** and **110 964** transitional shelter built. Planned activities in the following months are mainly focusing on rental subsidies and repairs/retrofitting.

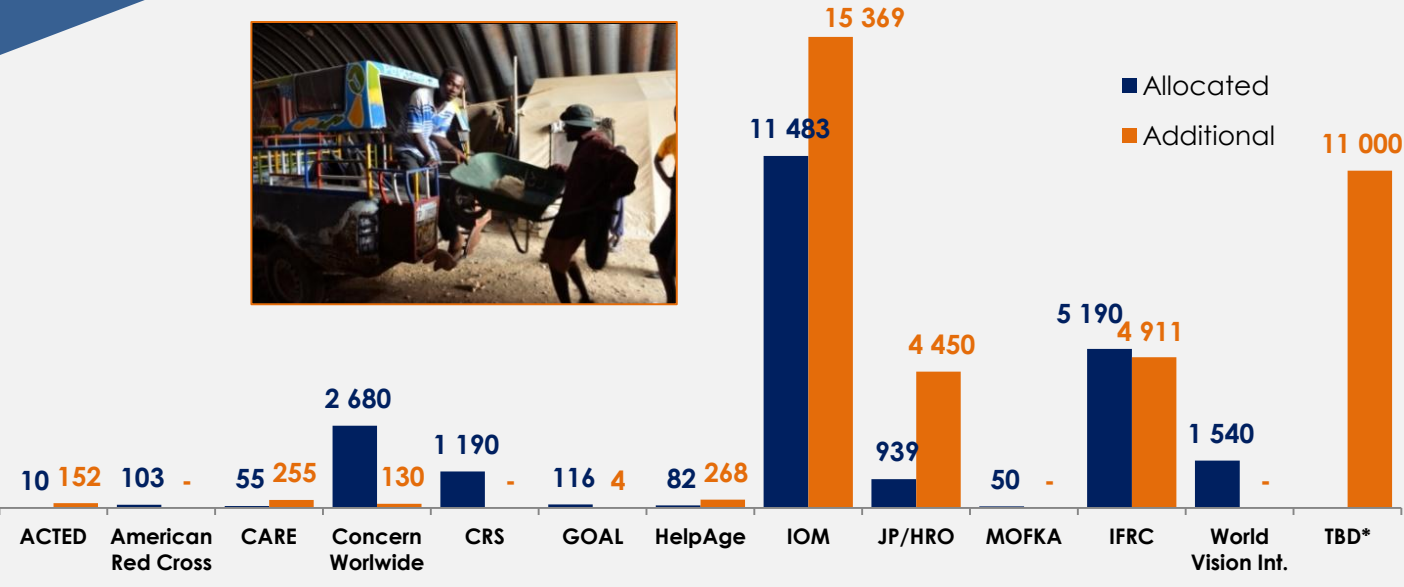


2.2 Yearly Reconstruction Activities



II. RETURN SOLUTIONS

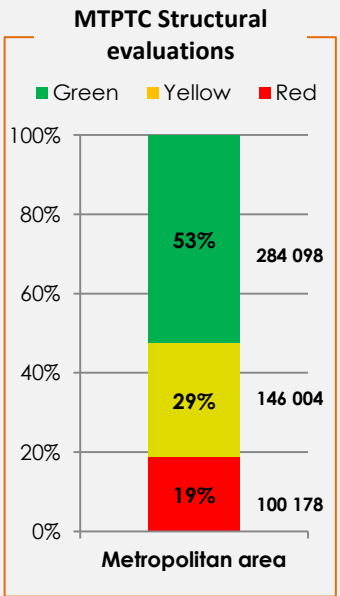
2.3 Rental subsidies per Cluster partners (November 2012 (Information Unit, Cluster))



TBD* (to be determined), fund have been confirmed by donors and GoH, Implementing agencies have been chosen yet

The graph indicates the partners involved in rental subsidy programs (whether finished, ongoing or planned) as of November 2012. For additional information on the rental subsidy approach and methodology: http://www.eshelter-ccmhaiti.info/jl/pdf/Helping_Families_Closing_Camps2.pdf

2.4 Auto-reconstruction and repairs (assessment on rental stock availability)



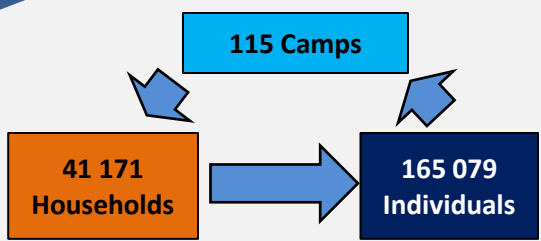
Leverage effect of the rental subsidies
 According to a study on the “rental subsidy approach”, nearly **77%** of landowners who rented housing units to former camp-based population benefiting from return programs have invested and improved the rented space following the reception of the grantees.

Auto-reconstruction
 According to estimations of the report « Les activités de retour et relocalisation face au marché locatif de la capitale haïtienne », nearly **40 000** damaged housing units have been repaired or rebuilt by haitian families themselves.

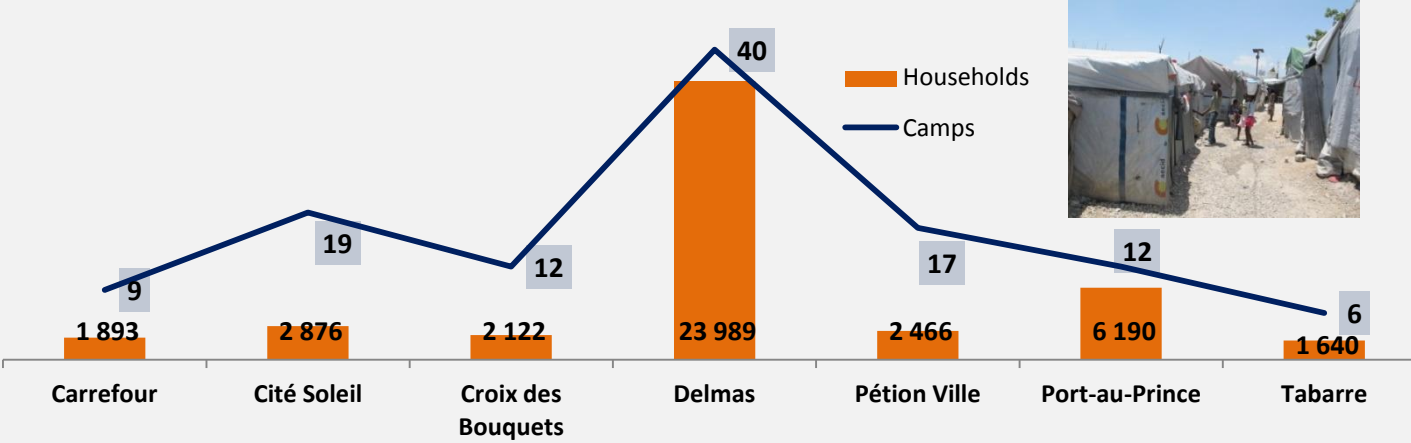


III. PRIORITIZATION BY GOH

3.1 Camps prioritized by the Gouvernement of Haiti

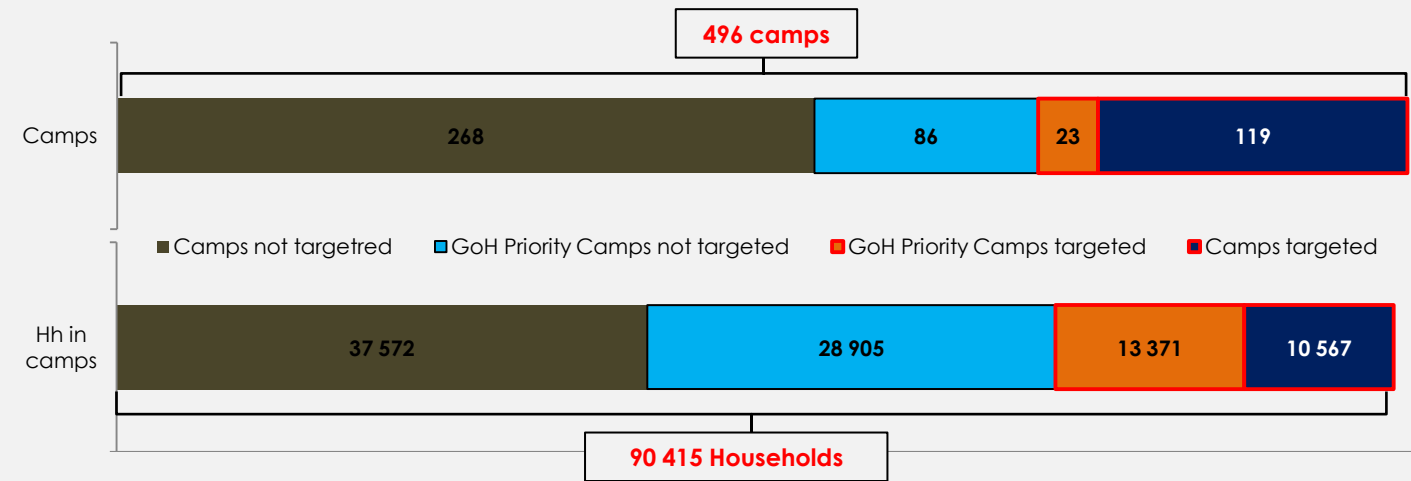


Following the hurricane ISAAC (August 2012), the government of Haiti established a list of 115 camps to be prioritized by return programs and other camp closure activities. These 115 camps are at high risk of environmental hazard (flooding, landslides, etc.)



3.2 Camps targeted by return and relocation projects

(pending confirmation of camps targeted by new projects)



Rental subsidies

96% of beneficiaries of rental subsidies agree to say that Rental Support Program should be available to all families still living in camps

Rental subsidies II

99% of beneficiaries of rental subsidies agree to say that Rental support program came at the time when they needed it the most.

4.1 Sectoral impacts of hurricane ISAAC (August) and SANDY (October) 2012



ISAAC swept across Haiti from August 24 to 25 2012 and SANDY from October 23 to 26 2012 causing major rainfalls.



CAMPS

	CAMPS AFFECTED
ISAAC	218
SANDY	119
Total camps affected (ISAAC + SANDY)	259
Same camps affected twice	78

HOUSES

DEPARTEMENT	HOUSES DESTROYED SANDY	HOUSES DAMAGED SANDY
Artibonite	33	144
Centre	2	194
Grande-Anse	2 386	3 492
Nippes	1 037	2 242
Ouest	443	1 788
Sud	1 062	8 995
Sud-Est	1 299	4 522
TOTAL	6 274	21 427

4.2 Response

DISTRIBUTIONS IN CAMPS - ISAAC & SANDY

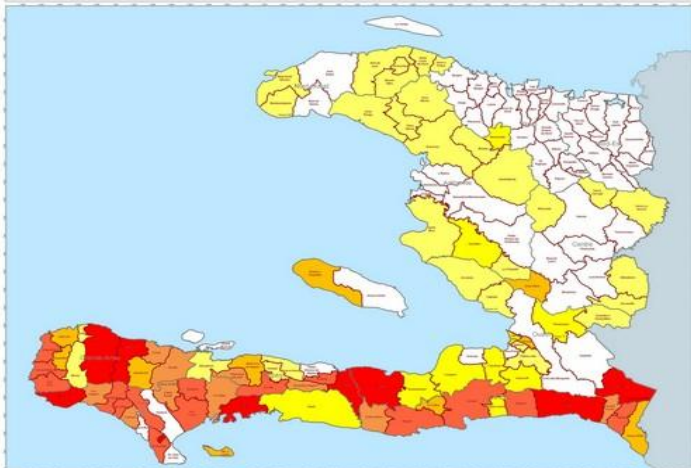
	TARPS	JERRY-CAN	HYGIEN KITS
ISAAC	26 636	6 494	10 693
SANDY	13 049	1 142	4 699
TOTAL	39 685	7 636	15 392

After Sandy, a Flash Appeal was launch by the humanitarian community to enable a swift intervention in the most affected areas. Regarding the « Shelter and Camps Management sector », \$ 8.5 m USD have been requested.

Main required intervention in the sector are the following:

1. Support to host families;
2. Repair kits;
3. Financial subsidies;
4. Mitigation works;
5. Replacement of contingency stocks distributed;
6. Trainings on DRR, safe reconstruction, etc.

Estimations par commune des dégâts sur les habitations - DPC - 5 Novembre 2012



Areas affected by Hurricane Sandy

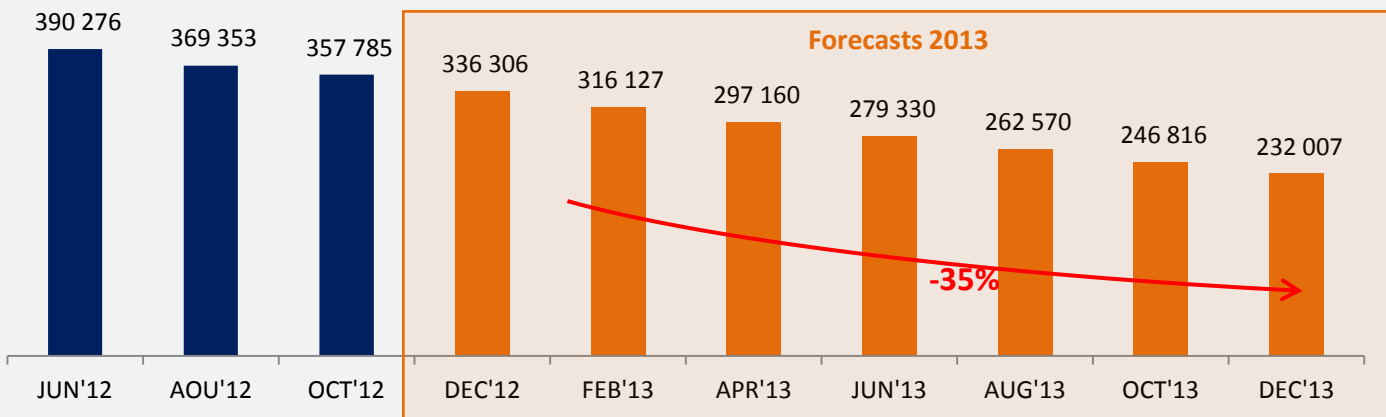
FACT SHEET – UCLBP & SHELTER AND CCCM CLUSTER HAITI – JANUARY 2013

V. 2013

5.1 Priority activities for 2013:

<p>Objectif 1</p> <p>Increase access to return and relocation solutions for people in camps</p>	<p>Objectif 2</p> <p>Maintain minimum basic services for camp population</p>	<p>Objectif 3</p> <p>Ensure the coordination of an adequate response to the needs originated by Hurricane Sandy with national and international partners (DPC, UCLBP, etc.)</p>
---------------------------------------------------------------------------------------------------------------	--------------------------------------------------------------------------------------------	-----------------------------------------------------------------------------------------------------------------------------------------------------------------------------------------------

5.2 Forecasts of the evolution of the number of households in camps in 2013



5.3 Transition of the cluster to states entities

Cluster

In 2013, the Shelter and CCCM Cluster will ensure the transition of its activities (coordination, information management, emergency and response preparedness, etc.) to national authorities through trainings, staff secondment, material support, etc.

 <p>Housing Unit of the Government of Haiti</p>	 <p>Direction de la Protection civile</p>	 <p>Ministry of Interior and of Territorial Collectivities</p>
------------------------------------------------------------------------------------------------------------------------------------	--------------------------------------------------------------------------------------------------------------------------------	-----------------------------------------------------------------------------------------------------------------------------------------------------

Crédits:

Photos - Pages 1, 2, 3: Leonard Doyle, IOM Haiti. Page 5: NHC-NOAA.

Sources: Displacement Tracking Matrix - IOM. Unité de Gestion de l'Information - Cluster. Structural Damaged Assessment - BTEB/MTPTC. SANDY – Centre d'Operation d'urgence National / Direction Protection Civile / Unité EPR Cluster. Registration – IOM.