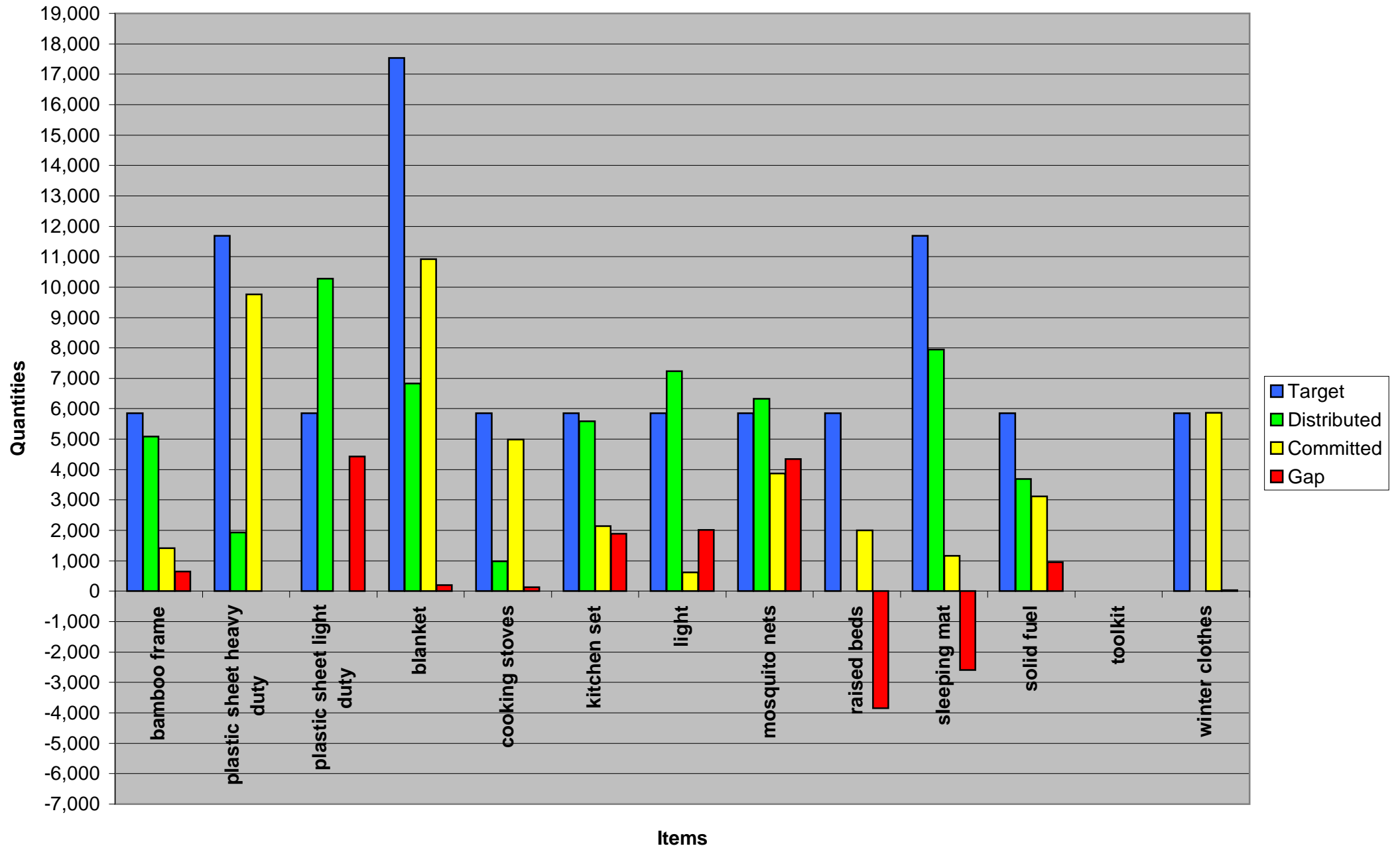


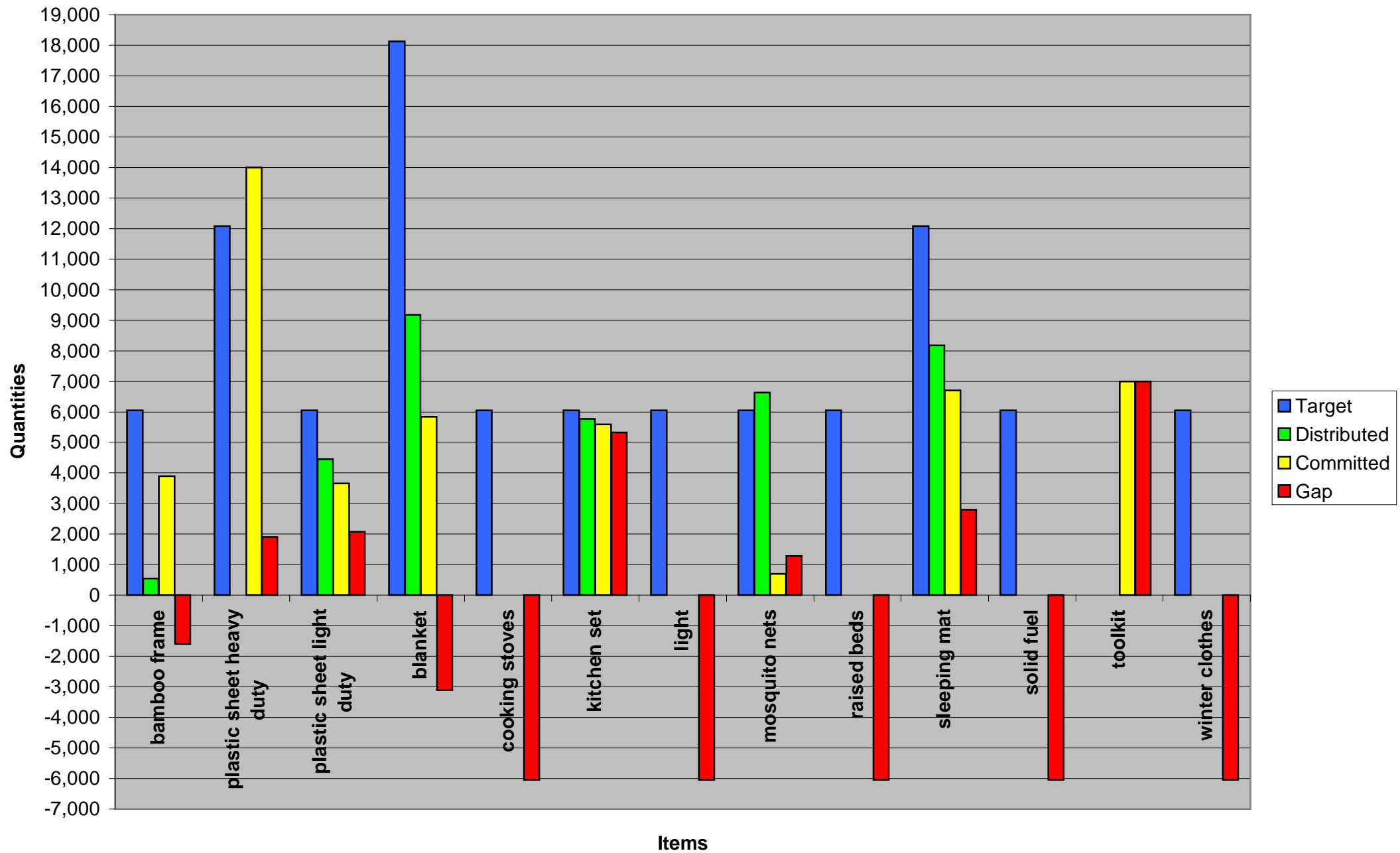
# Koshi Floods 2008 Emergency Shelter Cluster

## Saptari **Gaps** per Item



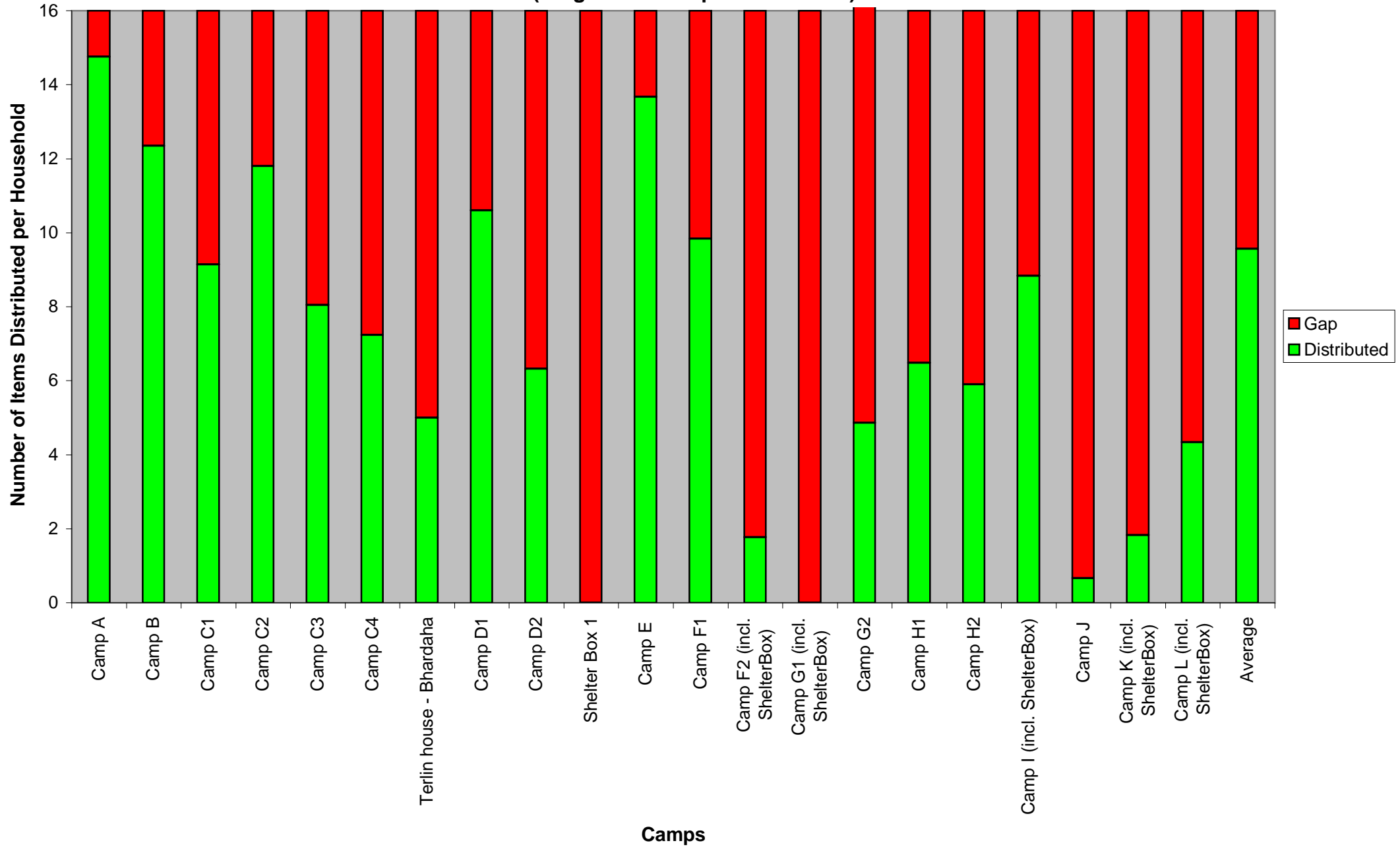
# Koshi Floods 2008 Emergency Shelter Cluster

## Sunsari **Gaps** per Item



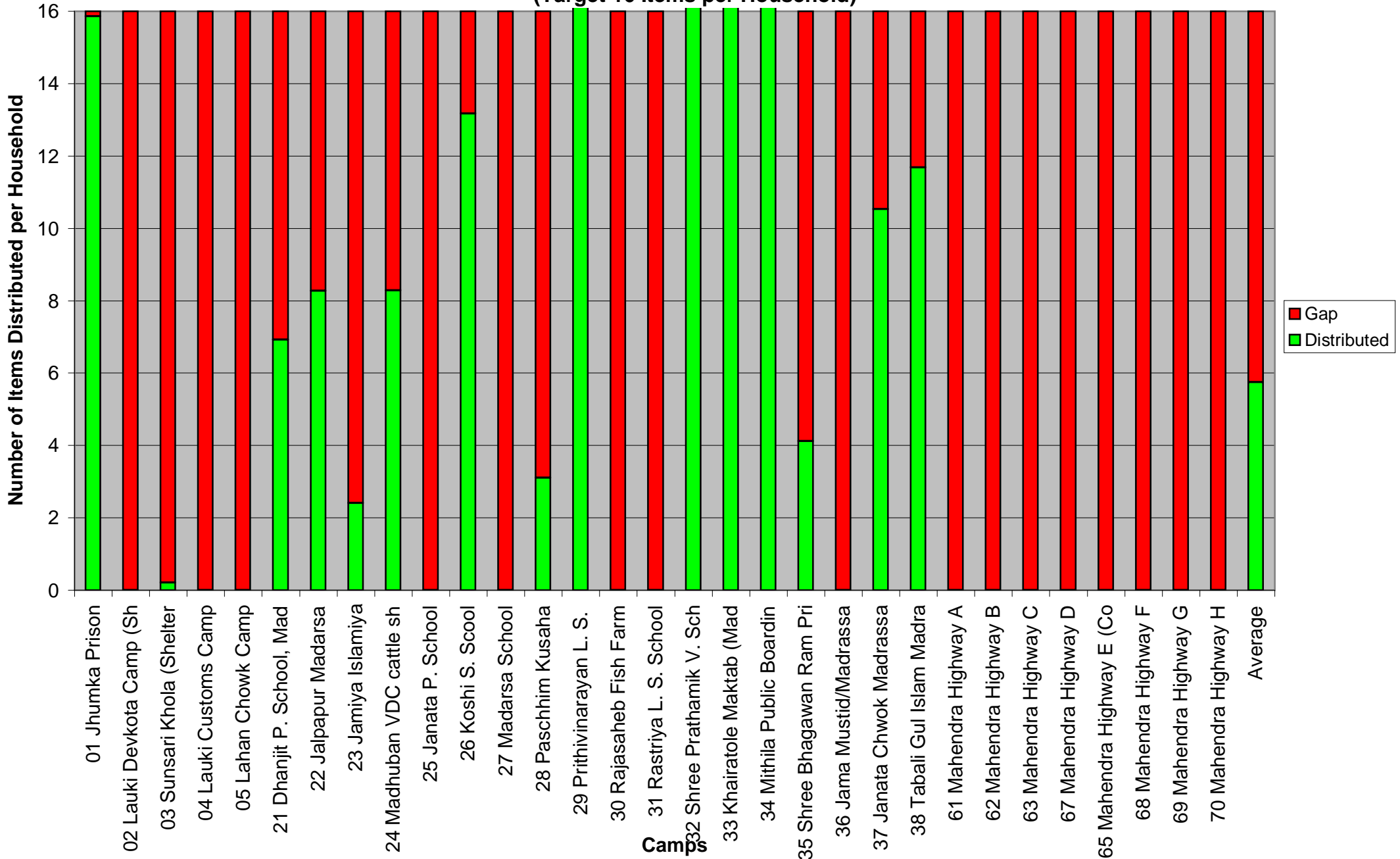
# Koshi Floods 2008 Emergency Shelter Cluster

## Camp Coverage Saptari (Target 16 Items per Household)



# Koshi Floods 2008 Emergency Shelter Cluster

Camp Coverage Sunsari  
(Target 16 Items per Household)



# Koshi Floods 2008 Emergency Shelter Cluster

## Total Gap

27 October 2008

Item	Saptari				Sunsari				Total Gap
	Target	Distributed	Committed	Gap	Target	Distributed	Committed	Gap	
bamboo frame	5,847	5,089	1,411	653	6,043	552	3,900	-1,591	-938
plastic sheet heavy duty	11,694	1,926	9,768		12,086		14,000	1,914	1,914
plastic sheet light duty	5,847	10,272		4,425	6,043	4,454	3,657	2,068	6,493
blanket	17,541	6,825	10,922	206	18,129	9,174	5,842	-3,113	-2,907
cooking stoves	5,847	987	4,987	127	6,043			-6,043	-5,916
kitchen set	5,847	5,591	2,145	1,889	6,043	5,777	5,596	5,330	7,219
light	5,847	7,240	619	2,012	6,043			-6,043	-4,031
mosquito nets	5,847	6,330	3,870	4,353	6,043	6,632	700	1,289	5,642
raised beds	5,847		2,000	-3,847	6,043			-6,043	-9,890
sleeping mat	11,694	7,940	1,160	-2,594	12,086	8,180	6,700	2,794	200
solid fuel	5,847	3,690	3,113	956	6,043			-6,043	-5,087
toolkit							7,000	7,000	7,000
winter clothes	5,847		5,874	27	6,043			-6,043	-6,016
Total	93,552	55,890	45,869	8,207	96,688	34,769	47,395	-14,524	-6,317
percentage of target	100%	60%	49%	9%	100%	36%	49%	-15%	

margin sunsari	
smaller gap	bigger gap
2,245	-5,000
	-3,800
	-4,200
	-12,500

positive is surplus  
negative is gap

# Koshi Floods 2008 Emergency Shelter Cluster

## Gap Analysis Saptari

27 October 2008

Sum of Total		Sector/ClusterName																
		CCCM	shelter			nfi												
DistrictName	LocName	HH	bamboo frame	plastic sheet heavy duty	plastic sheet light	blanket	cooking stoves	kitchen set	light	mosquito nets	raised beds	sleeping mat	solid fuel	toolkit	winter clothes	items /HH	gap	
Saptari	Camp A	468	468		953	1,263	483	485	531	465		1,309	951			15	1	
	Camp B	340	340		720	550	334	340	344	341		554	674			12	4	
	Camp C1	378	378		756	378		378	345	842		0	378			9	7	
	Camp C2	88	173		346	173		173	0				173			12	4	
	Camp C3	127	127		254	127		127	260				127			8	8	
	Camp C4	217	126		451	325		325	216				126			7	9	
	Terlin house - Bhardaha	18			30	30		30								5	11	
	Camp D1	641	752		1,504	764		752	762	1,496		12	752			11	5	
	Camp D2	461	389	98	680	389		389	533				439			6	10	
	Shelter Box 1	73																16
	Camp E	515	517	565	513	561		561	684	2,956		684	0			14	2	
	Camp F1	385	411	387	401	373		373	921	0		921	0			10	6	
	Camp F2 (incl. Camp G1 (incl. Camp G2	250	221	25	196				0				0			2	14	
	Camp G1 (incl. Camp G2	99														0	16	
	Camp G2	471	471	250	221				674	0		674	0			5	16	
	Camp H1	123	144	29	166	153	51	51	51	102		51	0			6	10	
	Camp H2	126	125	128	49	147	49	49	49	98		49	0			6	10	
	Camp I (incl. ShelterBox)	176	170	65	0				779	0		540	0			9	7	
	Camp J	253	84	84	0				0				0			1	15	
	Camp K (incl. ShelterBox)	460	65	170	0				606				0			2	14	
Camp L (incl. ShelterBox)	178	128	125	0				358	0		160	0			4	12		
Bhantabari Hiway					176		176											
Neharu Park				158	158	70	158	72	0		72	70						
NPABSON/ Camp B								25	0		25							
District Public Health								30	30		30							
Emergency distributions				1,052	1,052		1,052											
Various Locations				1,822	206		172		0		2,859							
host families			0	0				0				0						
Saptari Sum		5,847	5,089	1,926	10,272	6,825	987	5,591	7,240	6,330		7,940	3,690			10	6	
Saptari	planned		1,411	9,768		10,922	4,987	2,145	619	3,870	2,000	1,160	3,113	0	5,874			
Saptari Planned Sum			1,411	9,768		10,922	4,987	2,145	619	3,870	2,000	1,160	3,113	0	5,874			
Grand Total		5,847	6,500	11,694	10,272	17,747	5,974	7,736	7,859	10,200	2,000	9,100	6,803	0	5,874	17		
Target		5,847	5,847	11,694	5,847	17,541	5,847	5,847	5,847	5,847	5,847	11,694	5,847	0	5,847	16		
Gross Gap Saptari			653	0	4,425	206	127	1,889	2,012	4,353	-3,847	-2,594	956	0	27			

# Koshi Floods 2008 Emergency Shelter Cluster

## WhoWhatWhere Saptari

27 October 2008

Sum of Total		Sector/Clusternamrganisations															
		shelter															
		bamboo frame	bamboo frame Sum	plastic sheet heavy duty	plastic sheet heavy duty Sum	plastic sheet light duty										plastic sheet light duty Sum	
DistrictN:	LocName	Oxfam/ KVS		NRCS	Oxfam/ KVS	NRCS	NRCS/ CARE	NRCS/ DDRC	NRCS / NRC	NRCS / SC	NRCS/ Unicef	Oxfam/ KVS	UNICEF	UNICEF / Sabal	UNICEF/ SC		
	Camp A	468	468			96	389					468				953	
	Camp B	340	340			235	105					340			40	720	
	Camp C1	378	378			114		53		170	41	378				756	
	Camp C2	173	173			52		24		78	19	173				346	
	Camp C3	127	127			38		18		57	14	127				254	
	Camp C4	126	126			98		46		146	35	126				451	
	Terlin house - Bhardaha					30										30	
	Camp D1	752	752			227	6	104		336	79	752				1,504	
	Camp D2	389	389	98	98	19		55		175	42	389				680	
	Camp E	517	517	565	565							513				513	
	Camp F1	411	411	387	387							401				401	
	Camp F2 (incl. ShelterBox)	221	221	25	25							196				196	
	Camp G2	471	471	250	250							221				221	
Saptari	Camp H1	144	144	29	29				51			115				166	
	Camp H2	125	125	128	128				49			0				49	
	Camp I (incl. ShelterBox)	170	170	65	65							0				0	
	Camp J	84	84	84	84							0				0	
	Camp L (incl. ShelterBox)	128	128	125	125							0				0	
	Camp K (incl. ShelterBox)	65	65	170	170							0				0	
	Bhantabari Hiway																
	Neharu Park					158										158	
	District Public Health Office																
	Kankalini Health Camp													10		10	
	NPABSON/ Camp B																
	host families	0	0									0				0	
	Emergency distributions					1,052										1,052	
	Various Locations												1,622	200		1,822	
	Saptari Sum	5,089	5,089	1,926	1,926	2,119	500	300	100	962	230	4,199	1,622	210	40	10,282	
Saptari	planned	1,411	1,411	5,768	4,000	9,768											
	Saptari Planned Sum	1,411	1,411	5,768	4,000	9,768											
	Grand Total	6,500	6,500	7,694	4,000	11,694	2,119	500	300	100	962	230	4,199	1,622	210	40	10,282

# Koshi Floods 2008 Emergency Shelter Cluster

blanket								blanket Sum	cooking stoves			cooking stoves Sum	kitchen set							kitchen set Sum	
NRCS	NRCS / CARE	NRCS/ DDRC	NRCS /NRC	NRCS /SC	NRCS / Unicef	UNICEF /YET	UNICEF		Care	Caritas	NRCS /NRC		NRCS	NRCS / CARE	NRCS/ DDRC	NRCS /NRC	NRCS /SC	NRCS/ Unicef	UNICEF		UNICEF /W.F.P.
96	1,167							1,263		483	483	96	389							485	
235	315							550		334	334	235	105							340	
143		18		170	47			378				98		65		170	45			378	
66		8		78	21			173				45		30		78	20			173	
48		6		57	16			127				33		22		57	15			127	
124		15		146	40			325				85		56		146	38			325	
30								30				30								30	
283	18	35		336	92			764				195	6	126		336	89			752	
148		18		175	48			389				101		67		175	46			389	
561								561				561								561	
373								373				373								373	
			153					153		51	51				51					51	
			147					147		49	49				49					49	
176								176				176								176	
158								158		70	70	158								158	
							30	30													
1,052								1,052				1,052								1,052	
								206									142	30		172	
3,493	1,500	100	300	962	264	206	30	6,855		887	100	987	3,238	500	366	100	962	253	142	30	5,591
10,922								10,922	1,874	3,113		4,987	2,145								2,145
10,922								10,922	1,874	3,113		4,987	2,145								2,145
14,415	1,500	100	300	962	264	206	30	17,777	1,874	4,000	100	5,974	5,383	500	366	100	962	253	142	30	7,736



# Koshi Floods 2008 Emergency Shelter Cluster

nfi																						
light			light Sum	mosquito nets					mosquito nets Sum	raised beds	raised beds Sum	sleeping mat			sleeping mat Sum	solid fuel		solid fuel Sum	toolkit	toolkit Sum	winter clothes	winter clothes Sum
Caritas / StS	NRCS / NRC	Oxfam / KVS		Caritas / StS	NRCS / NRC	UNICEF / RMK	UNICEF / YET	Oxfam / KVS		Caritas / StS		NRCS / CARE	NRCS / NRC	Caritas		Oxfam / KVS	Gap		Care			
531	0	0	531	0		465		465			531	778		1,309	483	468	951					
344	0	0	344	0		341		341			344	210		554	334	340	674					
0		345	345	0		842		842			0			0		378	378					
		0	0													173	173					
		260	260													127	127					
		216	216													126	126					
0		762	762	1,100				396	1,496		0	12		12		752	752					
		533	533													439	439					
684	0	0	684	0		2,956		2,956			684			684		0	0					
921	0	0	921	0				0			921			921		0	0					
		0	0													0	0					
674	0	0	674	0				0			674			674		0	0					
	51	0	51		102			102						51		0	0					
	49	0	49		98			98						49		0	0					
540		239	779	0				0			540			540		0	0					
		0	0													0	0					
160		198	358	0				0			160			160		0	0					
		606	606													0	0					
72			72	0				0			72			72	70		70					
30			30	30				30			30			30								
25			25	0				0			25			25								
		0	0													0	0					
						0		0			2,859			2,859								
3,981	100	3,159	7,240	1,130	200	0	4,604	396	6,330					7,940	887	2,803	3,690					
19		600	619	3,870					3,870	2,000	2,000	1,160		1,160	3,113	0	3,113	0	0	5,874	5,874	
19		600	619	3,870					3,870	2,000	2,000	1,160		1,160	3,113	0	3,113	0	0	5,874	5,874	
4,000	100	3,759	7,859	5,000	200	0	4,604	396	10,200	2,000	2,000	8,000	1,000	100	9,100	4,000	2,803	6,803	0	0	5,874	5,874

# Koshi Floods 2008 Emergency Shelter Cluster

## Gap Analysis Sunsari

27 October 2008

Sum of Total		Sector/termName																
DistrictNa	LocName	HH	shelter			nfi											items /HH	gap
			bamboo frame	plastic sheet heavy duty	plastic sheet light duty	blanket	cooking stoves	kitchen set	light	mosquito nets	raised beds	sleeping mat	solid fuel	toolkit	winter clothes			
	01 Jhumka Prison	312	279		667	1,358		52		558		2,033				16	0	
	02 Lauki Devkota Camp (Shelter	270														0	16	
	03 Sunsari Khola (Shelter Box 2)	52			11	0						0				0	16	
	04 Lauki Customs Camp	0	273		171	0						0					16	
	05 Lahan Chowk Camp	0															16	
	21 Dhanjit P. School, Madhuban	37			30	53		31		38		104				7	9	
	22 Jalpapur Madarsa	95			127	186		101		141		231				8	8	
	23 Jamiya Islamiya	600			245	590		470				141				2	14	
	24 Madhuban VDC cattle	93			68	226		95		96		286				8	8	
	25 Janata P. School	0			35	20		71				20					16	
	26 Koshi S. Scool	135			375	577		132		347		347				13	3	
	27 Madarsa School	0															16	
	28 Paschim Kusaha	1,000			891	710		379		1,000		132				3	13	
	29 Prithivinarayan L. S. School	2			279	54		76				47				228		
	30 Rajasaheb Fish Farm	0															16	
	31 Rastriya L. S. School	0			34	195				195		195					16	
	32 Shree Prathamik V. School	5			69	50		104				0				45		
	33 Khairatole Maktab (Madrassa)	4			26	77		37		47		67				64		
	34 Mithila Public Boarding	8			68	25		128				40				33		
	35 Shree Bhagawan Ram	8				11				11		11				4	12	
	36 Jama Mustid/Madrassa	15														0	16	
	37 Janata Chwok Madrassa	19			35	0		140				25				11	5	
	38 Tabali Gul Islam Madrassa	25			76	45		136				35				12	4	
	61 Mahendra Highway A	80														0	16	
	62 Mahendra Highway B	31														0	16	
	63 Mahendra Highway C	83														0	16	
	67 Mahendra Highway D	74														0	16	
	65 Mahendra Highway E	90														0	16	
	68 Mahendra Highway F	26														0	16	
	69 Mahendra Highway G	28														0	16	
	70 Mahendra Highway H	14														0	16	
	64 Big Madrasa Spontaneous	0																
	66 Rajashab Pokhari Farm	0																
	Agriculture Service Center				20	19		44		9		19						
	Amar Shanti Primary School				20	45		69		35		0						
	Balmandir				16	35		184				50						
	Bhagwati Sec. School				138	222		177				0						
	Devkota Primary School				34	22		102		58		22						
	Gaynodaya Lower Sec. School				26	27		73				35						
	Hari P. School				20	12		48				30						
	Rajaji Ramji School				30	77		150				65						
	Sarada Secondary School,				131	36		129				0						
	Saraswati Sec. School				96	115		203				75						
	Inaruwa Madarsa, Inaruwa-7				15	57		53		47		77						
	Sunsari Camp				55	156		99				13						
	Lokahi Paschim Jamuwa VDC							79										
	Sisu Niketan Primary School				74	15		46				0						
	District Center / Chhutphut							1,619										
	Helicopter distributions				547	4,159						30						
	Various Locations							750		4,050		50						
	Received by DDRC				-4,455	-9,930		-93		-5,143		-2,036						
	DDRC not confirmed by supplier				1,988	8,091		93		143		200						
	DDRC confirmed by supplier				2,492	1,839				5,000		5,836						
	Sunsari Total	3,106	552	14,000	4,454	9,174	0	5,777	0	6,632	0	8,180	0	7,000	0	6	10	
Sunsari	planned		3,900	14,000	3,657	5,842	0	5,596	0	700	0	6,700	0	7,000	0			
	Sunsari Planned Total		3,900	14,000	3,657	5,842	0	5,596	0	700	0	6,700	0	7,000	0			
	Grand Total	3,106	4,452	14,000	8,111	15,016	0	11,373	0	7,332	0	14,880	0	7,000	0	26		
	Target	6,043	6,043	12,086	6,043	18,129	6,043	6,043	6,043	6,043	6,043	12,086	6,043	0	6,043	16		
	Gap Sunsari		-1,591	1,914	2,068	-3,113	-6,043	5,330	-6,043	1,289	-6,043	2,794	-6,043	7,000	-6,043			

# Koshi Floods 2008 Emergency Shelter Cluster

## WhoWhatWhere Sunsari

27 October 2008

Sum of Total		SectoremNamOrganisations																												
		shelter																												
		bamboo frame				plastic sheet heavy duty	plastic sheet light duty								blanket								kitchen set							
DistrictN	LocName	LWF/ACT	NRCS	NRCS/AAN	NRCS	DDRC 1door	LWF/ACT	NRCS	RRN	RRN/Conc em	SC	UNICEF	World Vision	DDRC 1door	IRC	LWF/ACT	LWF/SOH	NRCS	RRN	RRN/Conc em	SC	UNICEF	World Vision	DDRC 1door	NRCS	NRCS / WE	NRCS / MSS	NRC S/ SC	SC	
Sunsari	01 Jhumka Prison	279				388	279							800		538	20										52			
	03 Sunsari Khola (Shelter					11								0																
	04 Lauki Customs Camp			273		171								0																
	21 Dhanjit P. School,					30				0				15			38									31				
	22 Jalpapur Madarsa					26					101			45		141												96	5	
	23 Jamiya Islamiya					245				0	0			590												470				
	24 Madhuban VDC cattle					68				0				130		96										95				
	25 Janata P. School					35								20												71				
	26 Koshi S. Scool					375								230		347											132			
	28 Paschhim Kusaha					512				0	379			710															379	
	29 Prithivinarayan L. S.					279								54												76				
	31 Rastriya L. S. School					34								0		195														
	32 Shree Prathamik V.					69								50												104				
	33 Khairatole Maktab					26								30		47										37				
	34 Mithila Public Boarding					68								25												128				
	35 Shree Bhagawan Ram														0		11									140				
	37 Janata Chwok					35									0											140				
	38 Tabali Gul Islam					15						61		45												75			61	
	Agriculture Service Center					20								10			9									44				
	Amar Shanti Primary					20								45											35		34			
	Balmandir					16								35												184				
	Bhagwati Sec. School					138								222												177				
	Devkota Primary School					34								22											58	44				
	District Center / Chhutphut																											1,619		
	Gaynodaya Lower Sec.					26								27												73				
	Hari P. School					20								12												48				
	Inaruwa Madarsa, Inaruwa-					15								10		47										53				
	Lokahi Paschim Jamuwa																									79				
	Rajaji Ramji School					30								77														150		
	Sarada Secondary School,					131								36												129				
	Saraswati Sec. School					96								115												203				
	Sisu Niketan Primary					74								15												46				
Sunsari Camp					55								156														99			
Helicopter distributions					547								4,159																	
Various Locations																														
Received by DDRC																														
DDRC confirmed by																														
DDRC not confirmed by																														
Sunsari Total		279		273		3,609	279	0	0	0	541	0	25	7,685	0	1,411	78	0	0	0	0	0	0	0	93	2,359	34	2,000	96	445
Sunsari planned		700	3,200		14,000		668			0	459	2,530	0			700	2,242									4,612		300	634	
Sunsari Planned Total		700	3,200		14,000		668			0	459	2,530	0			700	2,242									4,612		300	634	
Grand Total		979	3,200	273	14,000	3,609	947	0	0	0	1,000	2,530	25	7,685	0	2,111	78	2,242	0	0	0	2,000	900	0	93	6,971	34	2,000	396	1,079

Koshi Floods 2008 Emergency Shelter Cluster

**WhoWhatWhere Sunsari**

27 October 2008

Sum of Total		nfi																									
		light		mosquito nets						sleeping mat							solid fuel	toolkit	raised beds	winter clothes	cooking stoves						
District	LocName	UNIC EF	World Vision	Gap	DDRC 1door	IRC	LWF/ ACT	LWF/ SOH	UNIC EF	World Vision	DDRC 1door	IRC	LWF/ ACT	LWF/ SOH	Plan	RRN	RRN/ Conce m	RRN/ DFID	SC	World Vision	Gap	NRCS	Gap	Gap	Gap		
Sunsari	01 Jhumka Prison						538	20			800		538	20				675									
	03 Sunsari Khola (Shelter										0																
	04 Lauki Customs Camp										0																
	21 Dhanjit P. School,							38			25			38				41									
	22 Jalpapur Madarsa						141				90		141														
	23 Jamiya Islamiya										141																
	24 Madhuban VDC cattle							96			88		96					102									
	25 Janata P. School										20																
	26 Koshi S. Scool							347			0		347														
	28 Paschhim Kusaha					1,000					40							92									
	29 Prithivinarayan L. S.										47																
	31 Rastriya L. S. School							195			0		195														
	32 Shree Prathamik V.										0																
	33 Khairatole Maktab							47			20		47														
	34 Mithila Public Boarding										40																
	35 Shree Bhagawan Ram								11					11													
	37 Janata Chwok										25																
	38 Tabali Gul Islam										35																
	Agriculture Service Center								9		10			9													
	Amar Shanti Primary						35				0																
	Balmandir										50																
Bhagwati Sec. School										0																	
Devkota Primary School						58				22																	
District Center / Chhutphut																											
Gaynodaya Lower Sec.										35																	
Hari P. School										30																	
Inaruwa Madarsa, Inaruwa-								47		30		47															
Lokahi Paschim Jamuwa																											
Rajaji Ramji School										65																	
Sarada Secondary School,										0																	
Saraswati Sec. School										75																	
Sisu Niketan Primary										0																	
Sunsari Camp										13																	
Helicopter distributions										30																	
Various Locations		750	0		4,050					50																	
Received by DDRC						-50		-5,000				-50				-236	-800		-800								
DDRC confirmed by								5,000								236	800		800	4,000							
DDRC not confirmed by						50		0			50					0											
Sunsari Total		750	0		5,143	0	1,411	78	0		1,781	0	1,411	78	0	235	675	0	4,000								
Sunsari planned		50		0			700		0			2,000	700	2,000					2,000			0	7,000	0	0	0	
Sunsari Planned Total		50		0			700		0			2,000	700	2,000					2,000			0	7,000	0	0	0	
Grand Total		800	0	0	5,143	0	2,111	78	0	0	1,781	2,000	2,111	78	2,000	0	235	675	2,000	4,000	0	7,000	0	0	0	0	

# Koshi Floods 2008 Emergency Shelter Cluster

WhoWhat

0

27 October 2008

Sum of Total	District Sector/Cluster ItemName LocName														
	Sunsari														
	shelter			nfi											
	plastic sheet light duty			blanket			sleeping mat			kitchen set		mosquito nets			
Organisations	Received by DDRC	DDRC not confirmed by supplier	DDRC confirmed by supplier	Received by DDRC	DDRC not confirmed by supplier	DDRC confirmed by supplier	Received by DDRC	DDRC not confirmed by supplier	DDRC confirmed by supplier	Received by DDRC	DDRC not confirmed by supplier	Received by DDRC	DDRC not confirmed by supplier	DDRC confirmed by supplier	
NRCS	-1,430	30	1,400	-125	125										
Public Relief Treasury	-927	927													
UNICEF	-570	0	570	-600	0	600						-5,000	0	5,000	
Goradhan Das	-390	390													
School Association	-300	300													
Lion's Club of Biratnagar	-230	230													
RRN	-227	0	227	-239	0	239	-236	0	236						
World Vision	-100		125	-2,050	2,050				4,000						
SC	-100		100	-200		200	-800		800						
RRN/ Concern	-70		70	-800		800	-800		800						
Jhapa U. Va. Union,	-46	46													
Goradhan Das	-27	27													
Sushma and Godavari	-25	25													
A.V.News Television,	-8	8													
Birat Sub Metropolitan,	-2	2													
Ashok Tamrakar,	-1	1													
Natural Disaster Relief &	-1	1													
Omkar Family	-1	1													
IRC				-4,885	4,885		-50	50				-50	50		
Navadurga Saving and				-300	300										
New World, Itahari				-260	260										
Save Motherhood Web,				-200	200										
Sinniyo A, Eastern zone,				-200	200		-110	110							
A.V. News, Itahari				-40	40										
Morang Trade Union				-31	31										
Kanchanjunga Hospital							-20	20							
Raj Kumar Bhattarai,							-20	20							
World Education										-93	93	-93	93		
<b>Grand Total</b>	<b>-4,455</b>	<b>1,988</b>	<b>2,492</b>	<b>-9,930</b>	<b>8,091</b>	<b>1,839</b>	<b>-2,036</b>	<b>200</b>	<b>5,836</b>	<b>-93</b>	<b>93</b>	<b>-5,143</b>	<b>143</b>	<b>5,000</b>	

# Koshi Floods 2008 Emergency Shelter Cluster

## WhatWhere

## DDRC Distributions

27 October 2008

Sum of Total		Organisationsctor/Clus ItemName					DDRC 1door Sum
DistrictNa	LocName	DDRC 1door					
		shelter	nfi				
		plastic sheet light duty	blanket	sleeping mat	kitchen set	mosquito nets	
	01 Jhumka Prison	388	800	800			1,988
	03 Sunsari Khola	11	0	0			11
	04 Lauki Customs	171	0	0			171
	21 Dhanjit P. School,	30	15	25			70
	22 Jalapur Madarsa	26	45	90			161
	23 Jamiya Islamiya	245	590	141			976
	24 Madhuban VDC	68	130	88			286
	25 Janata P. School	35	20	20			75
	26 Koshi S. Scool	375	230	0			605
	28 Paschhim Kusaha	512	710	40		1,000	2,262
	29 Prithivinarayan L. S.	279	54	47			380
	31 Rastriya L. S.	34	0	0			34
	32 Shree Prathamik V.	69	50	0			119
	33 Khairatole Maktab	26	30	20			76
	34 Mithila Public	68	25	40			133
	37 Janata Chwok	35	0	25			60
	38 Tabali Gul Islam	15	45	35			95
	Agriculture Service	20	10	10			40
	Amar Shanti Primary	20	45	0	35	35	135
	Balmandir	16	35	50			101
	Bhagwati Sec. School	138	222	0			360
	Devkota Primary	34	22	22	58	58	194
	Gaynodaya Lower Sec.	26	27	35			88
	Hari P. School	20	12	30			62
	Helicopter distributions	547	4,159	30			4,736
	Inaruwa Madarsa,	15	10	30			55
	Rajaji Ramji School	30	77	65			172
	Sarada Secondary	131	36	0			167
	Saraswati Sec. School	96	115	75			286
	Sisu Niketan Primary	74	15	0			89
	Sunsari Camp	55	156	13			224
	Various Locations			50		4,050	4,100
	<b>Grand Total</b>	<b>3,609</b>	<b>7,685</b>	<b>1,781</b>	<b>93</b>	<b>5,143</b>	<b>18,311</b>
	DDRC Received	-4,455	-9,930	-2,036	-93	-5,143	
	DDRC Stock	-846	-2,245	-255	0	0	