
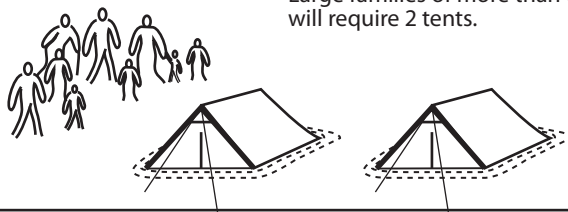



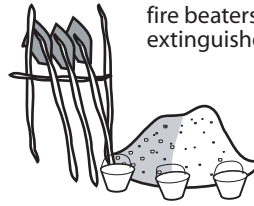
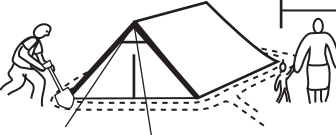
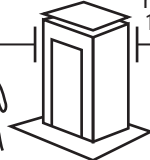

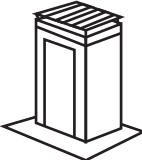






Tropical Storm Sendong 2011

Shelter, CCCM, WASH and Protection Clusters

Transitory Tent Sites Guidelines illustrated - 29 January 2012 -DRAFT

AREA	<p>Aim for 30 m² per person for total site space.</p>  <p>Aim for 3.5 m² per person for covered living space.</p>	<p>Large families of more than 6 will require 2 tents.</p> 
FIRE SAFETY	<p>minimum 2 meters</p>  <p>aim for 1.5 x height of tent</p> <p>Set up community fire committees for training and fire fighting.</p>  	<p>50 meters FIREBREAK after 300 meters</p> <p>Make fire stations with buckets, sand, fire beaters and fire extinguishers.</p> 
SANITATION	<p>Support people to dig drainage ditches around tents to prevent the tents from flooding with rain.</p>  <p>Connect drainage ditches from each tent to a site drainage solution.</p> <p>15 - 50 meters away from tents</p> <p>Latrines</p>  <p>Minimum 1 for every 40 people</p> <p>Hand Washing</p>  <p>maximum 10 meters</p> <p>Shower</p>  <p>Minimum 1 for every 80 people</p>	
SITE SAFETY	<p>Clear and inclusive information dissemination. Consultation and Participation in decision making. Referral and grievance mechanism.</p>  <p>Site drainage should be well planned and maintained. Consider topography in site planning to allow surface drainage.</p>  <p>Where possible, pitch tents in clusters to provide community-like settings.</p>	<p>Lighting to be provided in the area of latrines and washing facilities.</p>   <p>Segregated latrines and washing facilities with clear physical separation.</p>