



## Construction Material Tracking for Gaza

September 2015

This document presents an analysis on the import of use of 'dual use items' including cement, aggregate and reinforcement bars, also called ABC materials.

The information has been retrieved from UNSCO mailing list reporting on the crossing information, truckloads through Kerem Shalom, and Rafah crossings.

The website produced by UNOPS providing real time information on the numbers of projects approved, and homeowners who have been cleared to purchase ABC materials can be accessed on <http://grm.report/>

### Shelter Cluster Contact Details

Iyad Abu Hamam, [coord.gaza@sheltercluster.org](mailto:coord.gaza@sheltercluster.org)

## Key Facts



Total ABC Materials (tons) entered Gaza since Oct 2014

GRM	Humanitarian Projects <sup>1</sup>	Qatari Projects <sup>2</sup>
461,305	331,595	821,099

Based on needs in the housing sector and on the quantity of ABC materials coordinated through the GRM only.<sup>3</sup>

	Caseload from 2014 conflict	Caseload from 2014 & from previous conflicts	Caseload from all past conflicts & natural growth
Total ABC Material (tons) required	6,700,000	8,000,000	27,000,000
% of ABC materials that has entered	<b>6.9%</b>	<b>5.8%</b>	<b>1.7%</b>
# Year required to rebuild Gaza based on current rate	<b>13 years</b>	<b>16 years</b>	<b>54 years</b>

<sup>1</sup> Humanitarian Projects represent projects implemented by international organisations who are coordinating the import of materials directly with COGAT. This mechanism was used before the 2014 war and some organisations are still using this system.

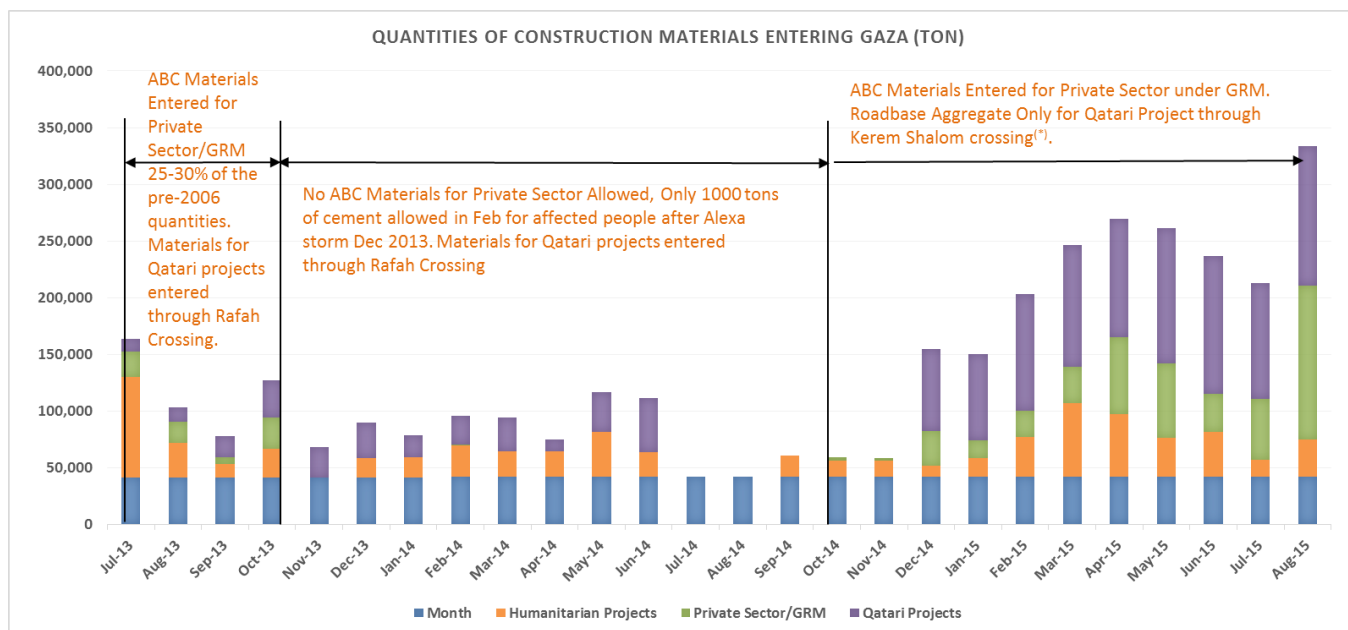
<sup>2</sup> Qatari Projects here represents materials entering for road infrastructure and housing projects funded by Qatar. The materials imported are mainly "base course aggregates and bitumen" for road construction, however recently they include cement as well. These are using the same crossings than the Humanitarian projects and GRM.

<sup>3</sup> The materials entering through the Humanitarian project are for public buildings, infrastructure, as well as big housing projects.



## Quantities of ABC materials in (Ton) per sector - July 2013- August 2015

The graph below shows the quantity of construction materials entering Gaza since July 2013 until August 2015, disaggregated by use for the private sector, humanitarian projects and Qatari.



(\*) in March 2015 160 tons of cement were entered for the first time for Qatari infrastructure projects.

### Cumulative quantity of Construction and ABC materials (Ton) since October 2014

Materials	GRM	Humanitarian Projects	Qatari	Total
Aggregate	246,207	273,392	0	519,599
Cement	196,733	51,385	5280	253,398
Steel Bars	17,561	6,655	0	24,216
Bitumen	804	163	0	967
Base course			815,819	815,819
<b>Grand Total</b>	<b>461,305</b>	<b>331,595</b>	<b>821,099</b>	<b>1,613,999</b>

### Total quantities and % of construction material entering Gaza since Jan 2015

Month	GRM		Humanitarian Projects		Qatari		Total (Tons)
January	15,535	14.4%	16,499	15.3%	75,837	70.3%	107,871
February	23,318	14.5%	35,010	21.7%	102,920	63.8%	161,248
March	32,208	15.8%	64,815	31.7%	107,240	52.5%	204,263
April	67,900	29.9%	55,080	24.2%	104,280	45.9%	227,260
May	65,380	29.9%	34,250	15.6%	119,320	54.5%	218,950
June	33,478	17.2%	39,416	20.3%	121,240	62.5%	194,134
July	53,580	31.5%	15,066	8.8%	101,600	59.7%	170,246
August	135,336	46.5%	32,756	11.2%	123,170	42.3%	291,262

### Total numbers and % of trucks entering Gaza since Jan 2015

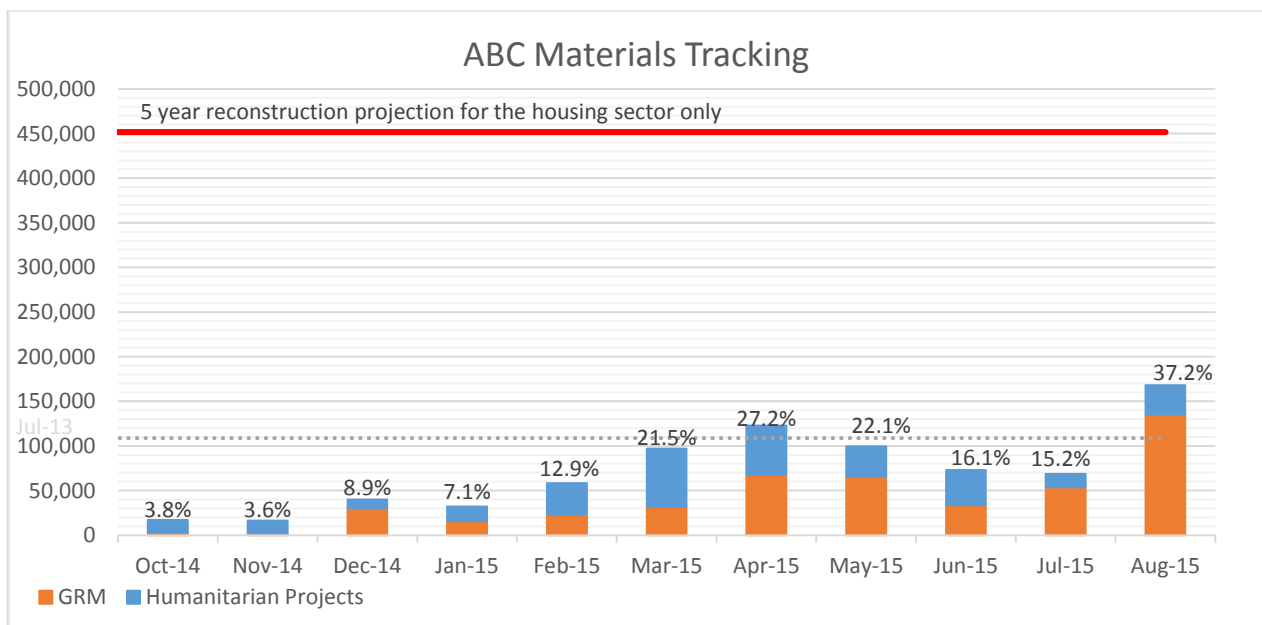
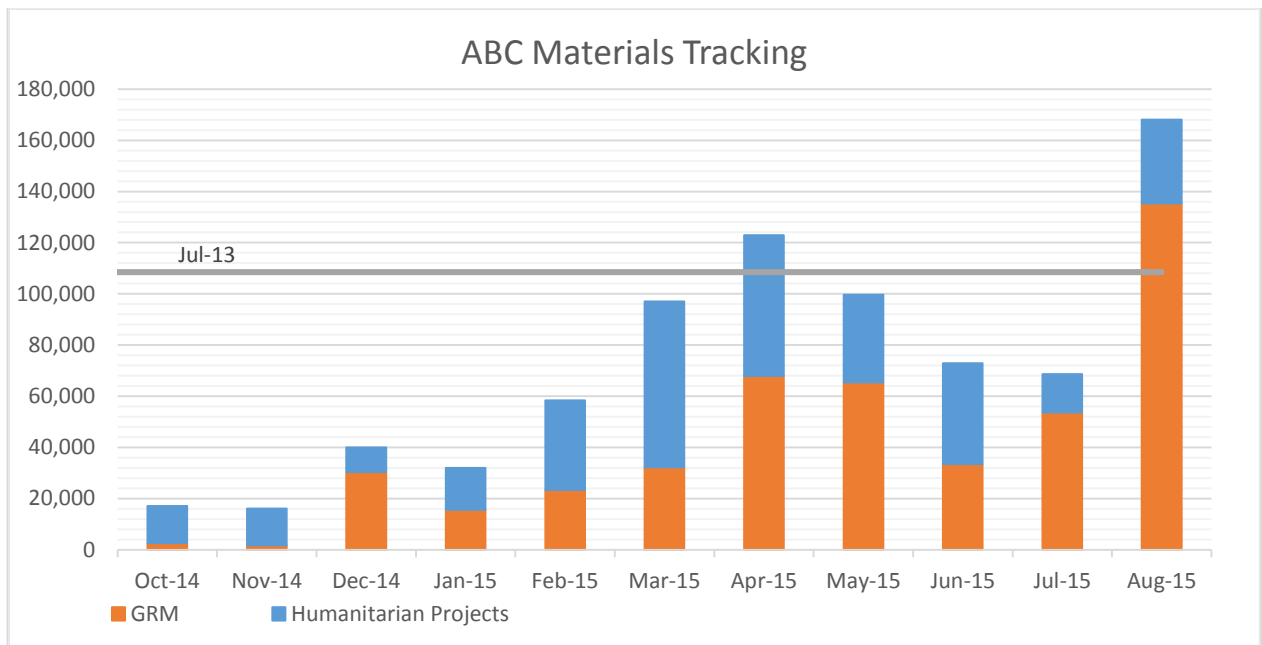
Month	GRM		Humanitarian Projects		Qatari		Total (Trucks)
January	317	19%	262	16%	1,085	65%	1,664
February	536	21%	551	22%	1,468	57%	2,555
March	692	21%	1040	32%	1,534	47%	3,266
April	1,348	36%	886	24%	1,513	40%	3,747



May	1,250	35%	576	16%	1,726	49%	3,552
June	642	21%	655	22%	1,746	57%	3,043
July	1,062	38%	269	10%	1,456	52%	2,787
August	2,456	51%	567	12%	1,764	37%	4,787

### ABC materials entering Gaza since the start of the GRM

The 2 graphs below shows the quantity of ABC materials entering Gaza in comparison to July 2013 and to the 5year project line for the reconstruction of Gaza. The July 2013 line represents the average monthly quantities of ABC material entering Gaza during the ease of the blockade period in 2013. This period allowed for 25-30% of the ABC construction materials which used to enter Gaza before 2007.



Note that the Humanitarian Projects materials represented in the 2 graphs above mainly includes construction materials which are used for public buildings and not for housing. As for the materials entering monitored through the GRM, a portion represents materials for use in the housing sector and the rest for public buildings.



The 5 year projection line represent the required ABC materials for the housing repair and reconstruction of Gaza on a 5 year plan and includes the caseload from the 2014 war, as well as previous wars and an estimated number of additional housing units<sup>4</sup> required for the natural growth of Gaza.

## ABC materials entering Gaza from Rafah Crossing

### No additional materials were entered through Rafah in July

According to UNSCO Aug 2015 – about 4,000 tons of construction materials went in through Rafah crossing with Egypt bringing the total quantity entered from Rafah crossing to nearly 28,000 tons. It was overseen by the Gaza MoNE. The cement went to the open market, but the MoNE designed a registration online system, and gave people coupons, not greater than 15 tons per approved individual to claim cement. This list of people is selected from those who need some repairs or upgrades in their houses regardless of being affected from the previous conflict/s or not.

Below is a breakdown of the materials entered through Rafah Crossing during August 2015

	<i># TRUCKS</i>	<i>QTY (TON)</i>
<b>PRIVATE SECTOR</b>	<b>90</b>	<b>3927</b>
AGGREGATES	10	727
CEMENT	52	2060
WHITE CEMENT	28	1140
<b>GRAND TOTAL</b>	<b>90</b>	<b>3927</b>

The Overall quantities entered since June 2015 are shown below:

	<i># TRUCKS</i>	<i>QTY (TON)</i>
<b>PRIVATE SECTOR</b>	<b>631</b>	<b>26732</b>
AGGREGATES	41	2875
BITUMEN	4	300
CEMENT	586	23557
<b>QATARI PROJECTS</b>	<b>21</b>	<b>1147</b>
BITUMEN	12	532
BASE COURSE AGGREGATE	9	615
<b>GRAND TOTAL</b>	<b>652</b>	<b>27879</b>

The materials for private sector are under the control of Ministry of National economy, and they provide coupons to beneficiaries to allow them purchase the designated quantities. The ministry opens the online registration for people from a time to another depending on the available materials and the intensity of applications submitted. Field teams from MoNE verify the applications by field visits to each house to identify if there is a real need or not and what quantities to approve.

Now beneficiaries have to pay 100 NIS to MoNE as fees for registration and the verification process. According to MoNE, Israeli cement will be coordinated under GRM through Ministry of Public works and housing in Gaza, and Ministry of Civil Affairs in the WB. The market price for this cement will be 550 NIS / ton (at vendor's warehouse as specified by MoNE) for the approved lists and quantities only.

<sup>4</sup> The estimate number represents 75,000 housing unit and is based on a study from 2012 looking at overcrowding in Gaza.