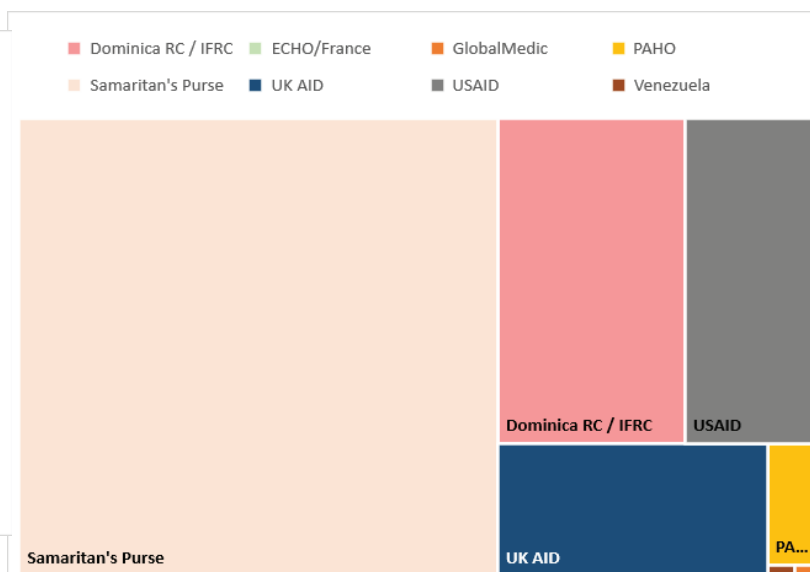
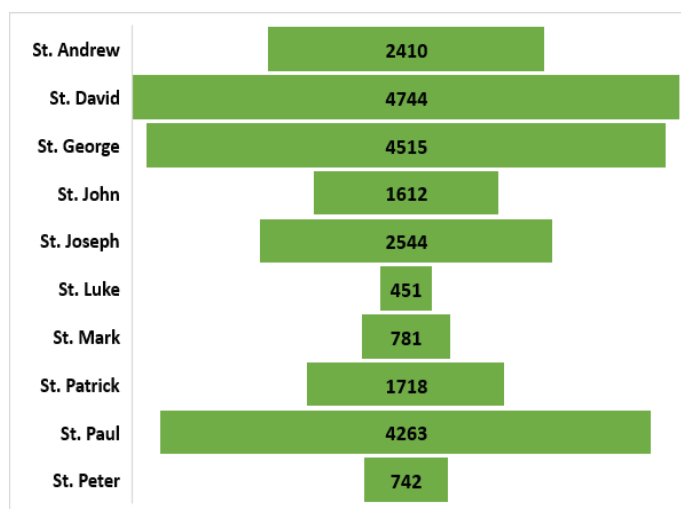


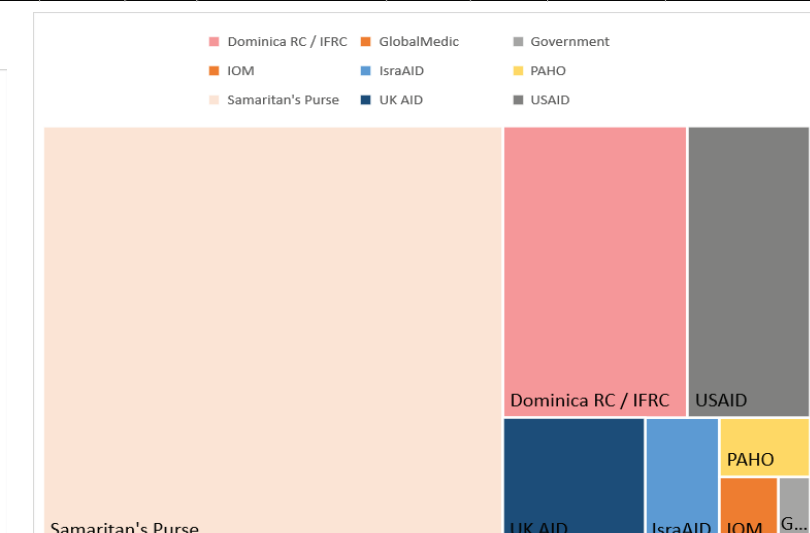
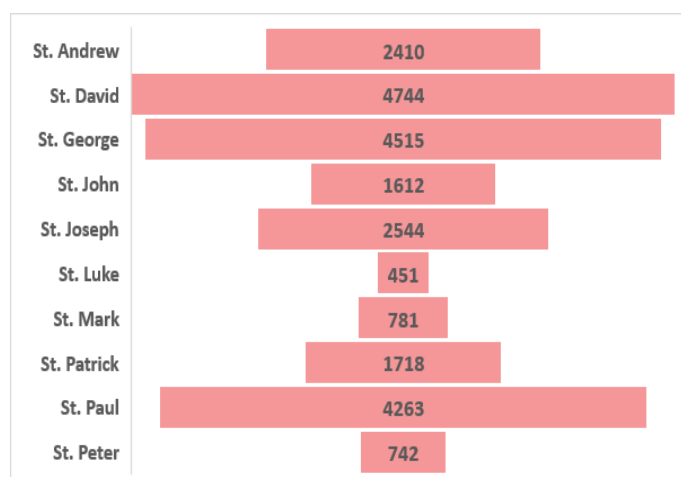
TARPS DELIVERIES

PARISH	Dominica RC / IFRC	ECHO/France	GlobalMedic	PAHO	Samaritan's Purse	UK AID	USAID	Venezuela	Total
St. Andrew					1748		661	1	2410
St. David					2122	1197	1422	3	4744
St. George	2054				2304	150		7	4515
St. John			13		1579		20		1612
St. Joseph	314			400	1706		120	4	2544
St. Luke	450							1	451
St. Mark	780							1	781
St. Patrick					600	684	434		1718
St. Paul	365	4			3731		160	3	4263
St. Peter					450	292			742
Total	3963	4	13	400	14240	2323	2817	20	23780



TARP DISTRIBUTIONS - COMPLETED

PARISH	Dominica RC / IFRC	GlobalMedic	Government	IOM	IsraAID	PAHO	Samaritan's Purse	UK AID	USAID	Venezuela	Total
St. Andrew							1748		661	1	2410
St. David					550		2122	815	1254	3	4744
St. George	2054		150				2304			7	4515
St. John				13			1579		20		1612
St. Joseph	314					400	1706		120	4	2544
St. Luke	450									1	451
St. Mark	780									1	781
St. Patrick				4	164		600	540	410		1718
St. Paul	365			4			3731		160	3	4263
St. Peter				292			450				742
Total	3963	13	150	300	714	400	14240	1355	2625	20	23780



Estimates presented in this dashboard are based on conversions to a common unit. Please check with Sector Lead Agency for a more precise figure. The totals presented represent only reported figures from the common Distributions Tracking Matrix. OCHA encourages partners to contribute to this unique data collection tool at: <https://docs.google.com/spreadsheets/d/10F4-LI08biZt7EXopUjiBV-gnaFfXZWDnE3QPPOk78s/edit#gid=1290267400>