

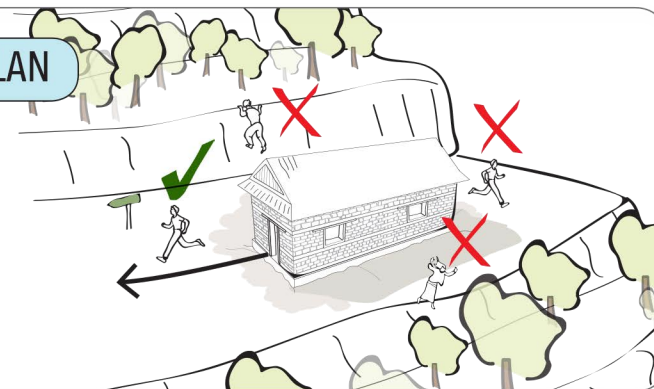


## #7 : HAVE A SAFE SITE AND ESCAPE ROUTE

Choose a safe location for your house, but even if you can't choose there are things you can do.

### HAVE AN ESCAPE PLAN

Ensure safe escape from the site. Have a preparedness plan.

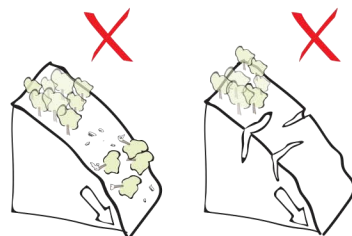


### CHOOSE A SAFE SITE

Avoid flood prone areas, like the bottom of valleys or near river beds.



Don't build on steep slopes. Look for landslide signs (cracks, fallen trees)

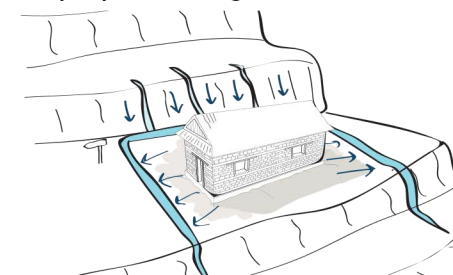


Remove damaged buildings first.




### MAKE YOUR SITE SAFER

Ensure proper drainage of the site.




Plant retaining vegetation on the slope above.



### POSITION YOUR HOUSE SAFELY

Keep a safe distance between your house and retaining walls.



Keep away from cliffs.



Government of Nepal  
Ministry of Urban Development  
Department of Urban Development  
and Building Construction



Shelter Cluster Nepal  
ShelterCluster.org  
Coordinating Humanitarian Shelter

KEY MESSAGE  
NUMBER #7 OF 10  
DRAFT- 03/NOV/2015