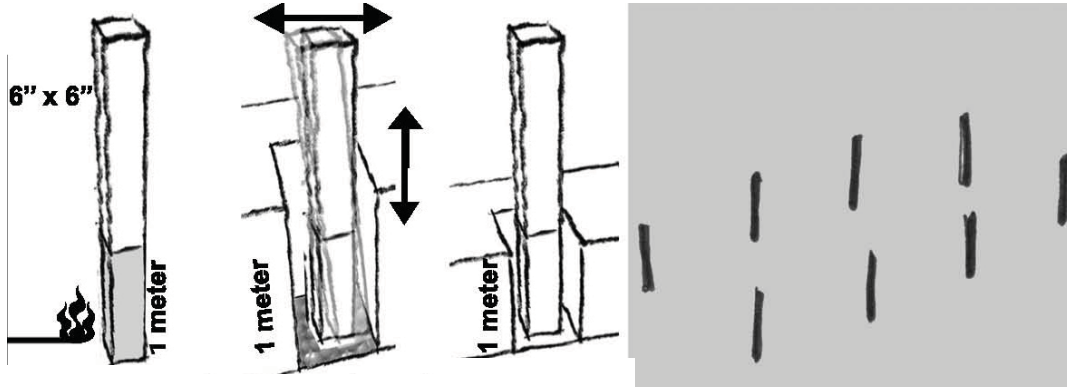


KEY PRINCIPLES SHELTER CONSTRUCTION

1.

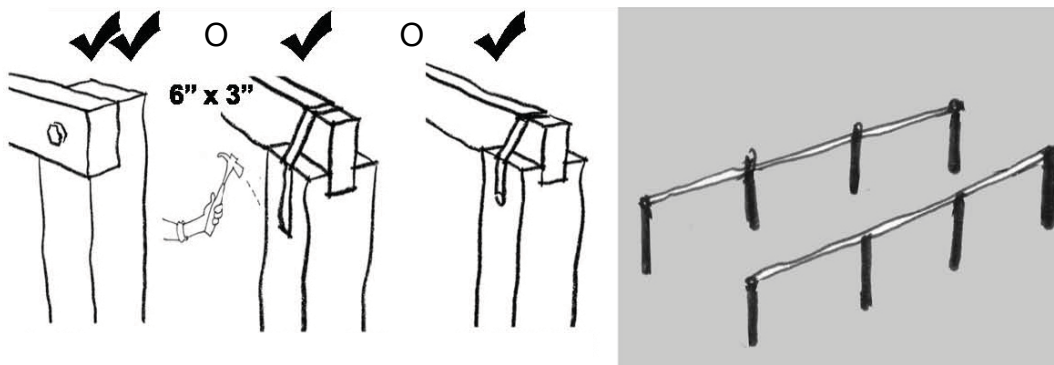


Bonem smol botom
end blong post we bai
yu putum i go long
graon 1 mita olsem

Perem stone
bottom blong
hol wetem
graon mo.

Filimap hole gud
mo ramem gud
la strong.

2.

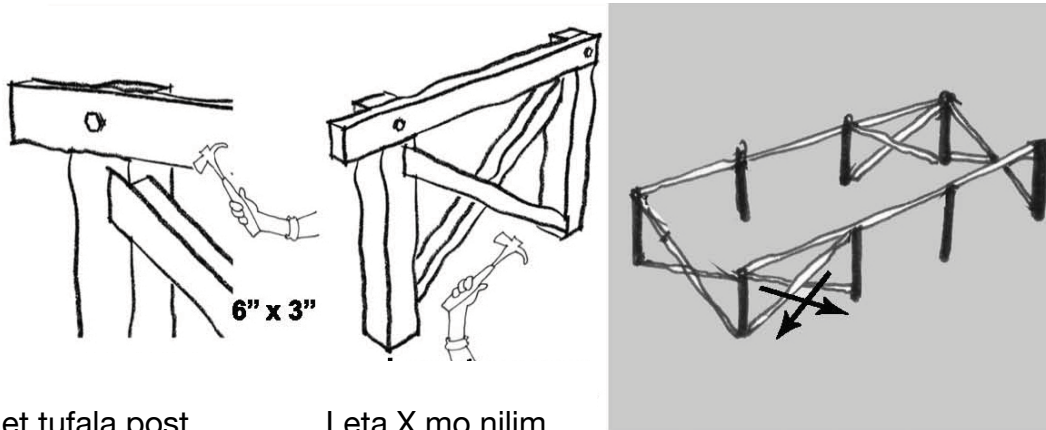


Yu save joinem
timba wetem
nail o bolt.

Yu save katem
post mo fixm
wetem wan
metal strap.

Glo holem taet
timba wetem post u
save usum rope
blong fasem taet


3.



Bracem taet tufala post
wetem 2 timba olsem.

Leta X mo nilim
taet i go long post.

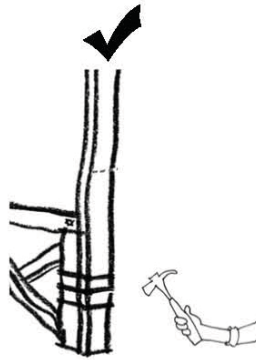
* Stret ples blong yu biuldm haus: no mas buildim haus closap long solwota o closap long hill/clif werston i save roll i kam daon



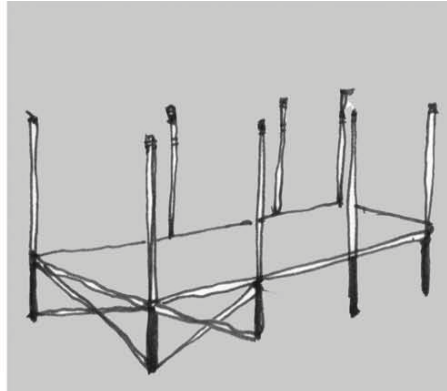
4.



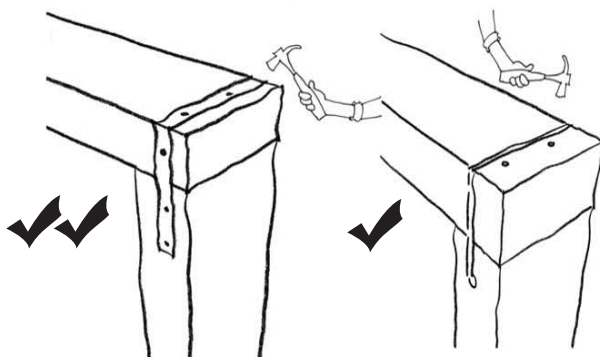
Nilim timba blong sapot wetem nil mo strapem wetem iron strap.



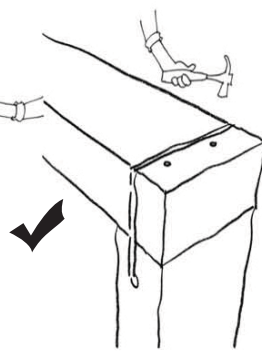
O fasem taet wetem rope.



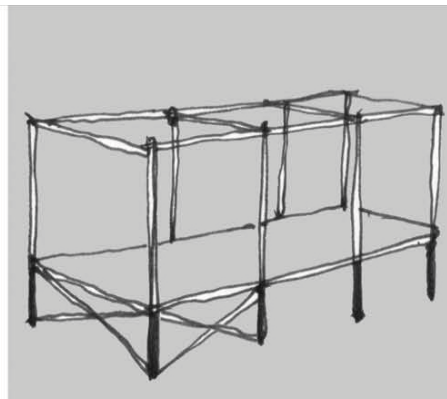
5.



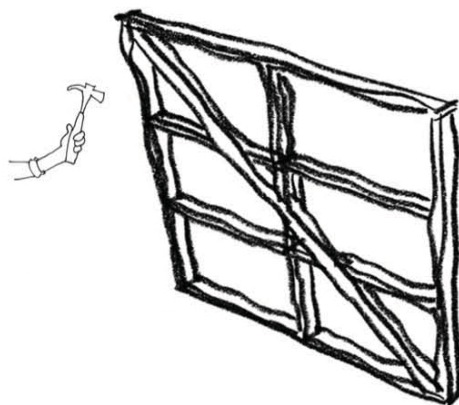
Fasem taet gud join blong timba wetem wan iron strap.



O fasem taet wetem rope.



6.



Nilim taet ol cros brace blo wol mo ruf i go long ol supot post mo post.

