

Rakhine



Kachin/Northern Shan



## NEED ANALYSIS

- In **Rakhine**, approximately 120,789 people remain displaced across 36 camps or camp-like settings. In **Kachin/Northern Shan**, over 99,970 IDPs are mostly dispersed over 178 camps or camp-like settings but around 10,000 with host families.

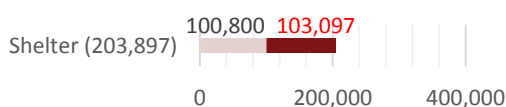
## RESPONSE

- Rakhine:** Emergency shelter response in 2012/13 and temporary shelter response in 2013 for 140,000 IDPs. Care and maintenance in 2014/15. Owner-driven housing solutions in places of origin/relocation in 2015 for 26,800 IDPs, reducing number of camps from 67 to 36. Government plan to assist with individual housing in 2016, which combined with 2015 progress, could have benefitted in total 40,000-50,000 IDPs, stalled. This meant major repair/maintenance of temporary shelters in 2016-2017. 12 month camp profiling covering Sittwe Township camps completed June/July 2017.
- Kachin/NS:** Main contribution was local-faith based NGOs in 2011/12. Cluster focus has been to enhance technical capacity, including greater awareness of and adherence to minimum standards. Five rounds of camp profiling covering 130 sites completed. NFI coverage only needed for vulnerable IDPs, new displacement or winter items.

## GAPS / CHALLENGES

- Prone to natural disasters, **Rakhine** remains potentially volatile context where underlying social, political and economic causes cannot be solved completely with humanitarian response. Solutions that avoid ethnic segregation and support communities to become self-reliant are needed, however, elections, lengthy period of transition and major instability in northern Rakhine State is inhibiting long-term planning and perpetual cycle of repairing and replacing temporary shelters.
- Belated international engagement in **Kachin/NS** required huge information gathering/operational undertaking to address shortfalls. Protracted nature means perpetual cycle of repairing and replacing temporary shelters. Significant variations for quality and quantity of assistance provided partly due to very limited access to non-government controlled areas.

## COVERAGE OF NEEDS (INDIVIDUALS)



## CLUSTER TEAM

National Shelter/NFI/CCCM Cluster Coordinator  
**Edward Benson** (UNHCR)

[benson@unhcr.org](mailto:benson@unhcr.org) / +95 (0)9 4500 64728

Cluster Information Management Focal Point

**Parveen Mann** (UNHCR)

[mannp@unhcr.org](mailto:mannp@unhcr.org) / +95 (0)9 4500 57412

Rakhine Sub-national Shelter/NFI/CCCM Cluster Coordinator

**Richard Tracey** (UNHCR)

[tracey@unhcr.org](mailto:tracey@unhcr.org) / +95 (0)9 4480 27896

Kachin/NS Sub-national Shelter/NFI/CCCM Coordinator

**Pia Jensen** (UNHCR)

[jensenp@unhcr.org](mailto:jensenp@unhcr.org) / +95 (0) 4500 64729

## KEY DATES – Activated in January 2013

### Rakhine

**2012:** Violence and burning of houses in June and October lead to displacement of 140,000 people.

**2014:** Suspension of humanitarian activities due to violence and ransacking of 33 UN and INGO offices.

**2015:** Cyclone Komen and flooding in August caused damage to over 13,000 houses.

**2016-17:** Violence/displacement in northern Rakhine State.

**2017:** Cyclone Mora causes serious damage to temporary shelters in central Rakhine State.

### Kachin/Northern Shan

**2011/12:** Conflict in Kachin lead to tens of thousands displaced

**2013:** Conflict spreads to Northern Shan State.

**2014-17:** Conflict continues, with increasing severity in some areas, notably northern Shan.

## KEY DOCUMENTS

- [Humanitarian Needs Overview/Response Plan 2017](#)

- [Cluster Analysis Reports 2013 – 2017](#)

- [Camp Site Profiles & Camp Profiling](#)

## KEY LINKS

- [www.shelternficccmmyanmar.org](http://www.shelternficccmmyanmar.org)

- <http://www.sheltercluster.org/rakhine-and-kachinshan-shelter-nfi-ccm-cluster/library/national-cluster-meeting-minutes-2017>

- [www.sheltercluster.org/rakhine-and-kachinshan-shelter-nfi-ccm-cluster/library/national-cluster-meeting-minutes-2016](http://www.sheltercluster.org/rakhine-and-kachinshan-shelter-nfi-ccm-cluster/library/national-cluster-meeting-minutes-2016)

## KEY FIGURES

37

Cluster partners

(includes some CCCM partners who are also shelter and/or NFI partners)

217,514 / 203,897

People in need / targeted

## FUNDING

\$16.1 M / \$12 M / \$4.1 M

Total funding required / received / gap

(includes NFI needs but **excludes** CCCM and Cyclone Mora needs)

# Kachin/Northern Shan (Myanmar) June 2017



UNHCR Country Office      UNHCR Field Unit  
UNHCR Field Office      Kachin and Shan state (North)

Map Sources: UNCS, UNHCR.  
The boundaries and names shown and the designations used on this map do not imply official endorsement or acceptance by the United Nations. Creation date: 05 April 2016.

## NEED ANALYSIS

- Over 99,000 IDPs dispersed over 170 IDP camps or camp-like settings.
- Approximately 50% of camps in non-Government controlled areas (NGCA) with very limited access.

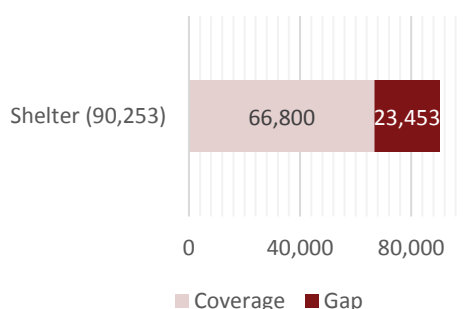
## RESPONSE

- 2011-2012 *main* contribution was local-faith based NGOs.
- Churches & private organizations have also built shelters.
- Enhance technical capacity, including greater awareness of & adherence to minimum standards.
- Where possible, although numbers very modest, pursue individual housing solutions.
- Five rounds of camp profiling, covering over 130 sites each occasion (see KEY LINKS). Sixth underway in May/June 2017.
- NFI coverage *only* needed for vulnerable IDPs, new displacement or winter items.

## GAPS / CHALLENGES

- Belated engagement from international community meant lack of basic data, technical expertise and financial resources. Many shelters built 2011-2012 did *not* meet minimum standards in terms of size, structural safety & durability. Required huge information gathering & operational undertaking to address shortfalls.
- Protracted nature means perpetual cycle of replacing/upgrading/repairing temporary shelters that are sub-standard/reaching end of lifespan.
- Limited to zero access to NGCA/half the IDP population hence significant variations for quality/quantity of the assistance provided.
- Major funding shortfall of +US\$3.0 million needed for 3,200 units at a cost of US\$2.3 million. Plus, need to repair and maintain 1,000+ units with 50% in need of major renovation.** Some newly displaced IDPs living in makeshift shelters outside of existing camps.

## COVERAGE OF NEEDS (individuals)



## CLUSTER TEAM

National Shelter/NFI/CCCM Cluster Coordinator  
**Edward Benson** (UNHCR)

[benson@unhcr.org](mailto:benson@unhcr.org) / +95 (0)9 4500 64728

Cluster Information Management Focal Point

**Parveen Mann** (UNHCR)

[mannp@unhcr.org](mailto:mannp@unhcr.org)

Sub-National Shelter/NFI/CCCM Cluster Coordinator

**Pia Jensen** (UNHCR) / +95 (0)9 4500 64729

[jensenp@unhcr.org](mailto:jensenp@unhcr.org)

## KEY DATES – Activated January 2013

**2011-2012:** Conflict in Kachin State leads to tens of thousands displaced

**2013:** Conflict spreads to Shan State

**2014-2017:** Conflict continues, with increasing severity in some areas, notably northern Shan.

## BACKGROUND

Conflict in Kachin broke out mid-2011. Extensive damage done to livelihoods/infrastructure. Resurgence of conflict in late 2012 triggered displacement of several thousand additional IDPs. Peace talks in February 2013 calmed the flow of new IDPs yet small pockets of displacement occurred in 2014-2015. Most IDPs remain reticent to return to their homes due to continuous tensions, lack of livelihood opportunities & possible landmines in their places of origin.

## KEY DOCUMENTS (in reverse chronology)

2017 *Humanitarian Needs Overview/Response Plan*

2016 *Humanitarian Needs Overview/Response Plan*

*Shelter Gap Analysis*

2013-2017 *Cluster Analysis Reports*

## KEY LINKS

[www.shelternfi/ccmmyanmar.org](http://www.shelternfi/ccmmyanmar.org)

<http://www.sheltercluster.org/hub/kachinshan>

<http://www.sheltercluster.org/library/data-analysis-kachinshan>

<http://www.sheltercluster.org/library/individual-camp-profiles-kachin-2016-round-5>

<http://www.sheltercluster.org/library/individual-camp-profiles-northern-shan-2016-round-5>

## KEY FIGURES

13 Cluster partners      97,638 / 90,253 People in need / targeted

## FUNDING

\$6.5 M / \$4.4 M / \$2.1 M

Total funding required / received / gap  
(includes NFI needs but excludes CCCM needs)



# Rakhine

## (Myanmar) June 2017



### NEEDS ANALYSIS

- >120,000+ people remain displaced across 36 camps/camp like settings as a result of two spates of violence/burning of houses in 2012. 20-25% decrease in IDP population in 2015 due to individual housing solutions.
- >Cyclone Komen and flooding in August 2015 resulted in severe damage to over 13,000 houses.
- >Violence/displacement in northern Rakhine State.
- >Cyclone Mora caused serious damage to temporary shelter for 30,000 IDPs in central Rakhine.

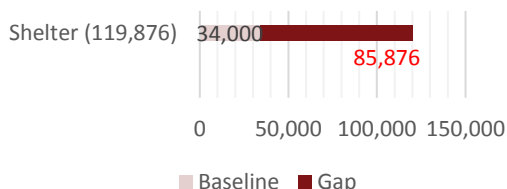
### RESPONSE

- 2012-2013:** Emergency shelter response for 140,000 persons (see images above/top left & right).
- 2013:** Mass temporary shelter response for over 140,000; 45% funded/built by Government (see image above/bottom left).
- 2014-2015:** Care & maintenance of temporary shelters.
- 2015:** Owner driven housing solutions for 26,800 IDPs (see image above/bottom right) in place of origin/new locations. 50% funded/built by Government & 50% international community, reducing number of camps from 67 to 36.
- 2016:** Government plan to assist with individual housing in 2016, which combined with 2015 progress, could have benefitted in total 40,000-50,000 IDPs, stalled. This meant major repair/maintenance of temporary shelters in 2016.
- 2017:** 12 month camp profiling covering Sittwe Township camps completed June/July 2017.

### GAPS / CHALLENGES

Remains high risk & potentially volatile context where underlying *social, political* and *economic* causes cannot be solved solely with humanitarian response. Identify solutions that avoid ethnic segregation & support communities to become self-reliant & no longer dependent on aid. International donors remain cautious on direct support to the State. Recent elections, lengthy period of transition with 2016 witnessing *most* significant political change since 1962. Highly prone to natural disasters, flooding/cyclones.

### COVERAGE OF NEEDS (individuals)



### CLUSTER TEAM

- National Shelter/NFI/CCCM Cluster Coordinator  
**Edward Benson** (UNHCR)  
[benson@unhcr.org](mailto:benson@unhcr.org) / +95 (0)9 4500 64728  
Cluster Information Management Focal Point
- Parveen Mann** (UNHCR)  
[mannp@unhcr.org](mailto:mannp@unhcr.org)  
Rakhine Sub-national Shelter/NFI/CCCM Cluster Coordinator
- Richard Tracey** (UNHCR) +95 (0)9 4480 27896  
[tracey@unhcr.org](mailto:tracey@unhcr.org)

### KEY DATES – Activated January 2013

- June & October 2012:** violence/burning of houses broke out in June & October 2012 leading to the displacement of 140,000 people.
- March 2014:** Suspension of humanitarian activities in due to violence & ransacking of 33 offices of UN agencies & INGOs.
- July/August 2015:** Cyclone Komen & flooding in August 2015 resulted in severe damage to over 13,000 houses.
- October 2016:** Violence/displacement in northern Rakhine State.
- May 2017:** Cyclone Mora causes sizeable damage to Sittwe Township temporary shelters.

### KEY DOCUMENTS (in reverse chronology)

- 2017 *Humanitarian Needs Overview/Response Plan*
- 2016-17 *Rakhine Cluster Strategic Outlook*
- 2015 *Shelter/WaSH Options (Annexes I-VIII)*
- 2016 *Humanitarian Needs Overview/Response Plan*
- 2014 *Strategic Response Plan*
- 2013 *Shelter Cluster Strategic Framework*
- 2013 *Shelter Cluster Action List – Annex-I*

### KEY LINKS

- [www.sheltercluster.org](http://www.sheltercluster.org)
- <http://www.sheltercluster.org/rakhine-and-kachinshan-shelter-nfi-cccm-cluster/library/national-cluster-meeting-minutes-2017>
- [www.sheltercluster.org/library/national-cluster-meeting-minutes-2016](http://www.sheltercluster.org/library/national-cluster-meeting-minutes-2016)
- <http://www.sheltercluster.org/rakhine/library/meeting-minutes-shelter-2016-2017>
- <http://www.sheltercluster.org/rakhine/library/cluster-data-analysis>
- <http://www.sheltercluster.org/rakhine/library/shelter-documents>
- <http://www.sheltercluster.org/rakhine-and-kachinshan-shelter-nfi-cccm-cluster/library/standards-guidelines-and-training-shelter>

### KEY FIGURES

6 Cluster partners  
119,876 / 113,644 People in need / targeted

### FUNDING

\$8.6 M / \$6.6 M / \$ 2 M  
Total funding required / received / gap  
(includes NFI needs but excludes CCCM needs and Cyclone Mora impact)