



Left: Blanket distribution of core & winter NFIs, Hama

Right: Power tool distributions, Hama

Sep 2021, GOPA.

NEED ANALYSIS

- **HNO 2021:** 13.4 million people are estimated to be in need of humanitarian assistance with 2.6 million people in need of NFI support, an 8.5% increase from 2020.

RESPONSE

- **Coordination:** three sector meetings were held in Q3 focusing on progress of 2021 projects, partner implementation challenges, and winterization planning.
- **Winter Update:** a winter taskforce was formed and a 'lessons learned' workshop held in Q3 with a view to enhancing the response and updating the Syria response area winter response strategy. An estimated 2.5 million individuals are in need of winter assistance with a partner target to reach 1.88 million people. While NFI partners have begun assisting prioritized individuals, there is a current secured funding gap of 67.2million USD.
- **GBV Mainstreaming:** the NFI sector is following-up on referral pathways related to GBV mainstreaming, as the related indicators are currently tracking in our 4Ws, the sector also provided guidance and reviewed the safe distributions guidelines and current tools.
- **SHF Update:** SHF launched its 2nd reserve allocation of 2021. The allocation targets the response to the water crisis through a multi sector approach in addition to expanding winterization coverage in priority areas.
- **Sector Post Distribution Monitoring:** the NFI sector is currently moving toward standardization of NFI PDMs. The objective of this exercise is to obtain timely feedback on the quality, sufficiency, utilization, and effectiveness of the NFI assistance provided to evaluate current and inform future NFI programming.

GAPS / CHALLENGES

- The inflation rate continues to pose challenges to partners particularly in procuring items.
- Based on Post Distribution Monitoring, beneficiaries have reported concerns over the quality of items and delayed distribution of seasonal items.
- Access and safety continue to be challenges in some parts of the country as well as partner capacity and funding.

KEY FIGURES

21
Sector partners
2.6M / 1.4M
People in need / targeted

TOTAL BENEFICIARIES

People whose needs were adequately met for receiving more than 3 core NFI (78% of the 2.6M total target people in need of NFI in syria)

People who received at least 1 supplementary item (27% of the 2.6M total target people in need of supplementary NFI in syria)

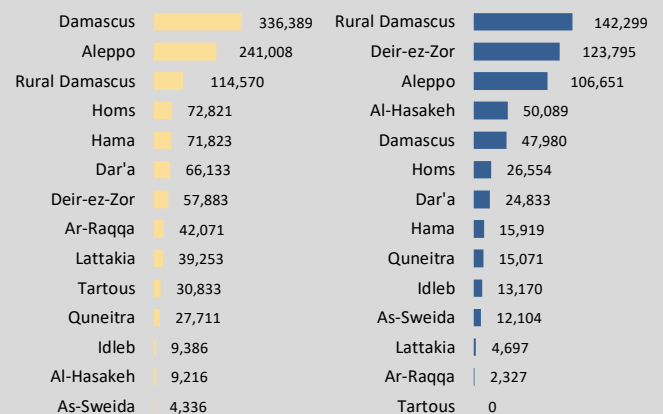
CORE ITEMS

1.123.433

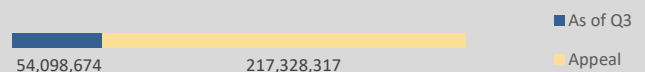
SUPPLEMENTARY

585.489

TOTAL DISTRIBUTION BY GOVERNORATE



FUNDING Total funding required **217.3 USD Million**



SECTOR TEAM – Syria Hub

National Coordinator - Bobbie Francis Baker
bakerb@unhcr.org / +963 (0) 998760826

National Co-Chair – Tammam Muhrez (SARC)
tammam.muhrz@sarc-sy.gov / +963 (0) 11 3327691

Technical Coordinator – Zina Alkhiami
zina.khiami@unhcr.org / +963(0) 930403222

Information Management Associate - Muhammad reda Habib
habibmu@unhcr.org /+963 (0)993 346 458

Country page on ShelterCluster.org:
<https://www.sheltercluster.org/response/syria-hub>



1,123,433

People assisted with CORE NFIs



585,489

People assisted with seasonal & supplementar NFIs



1,708,922

Total people assisted

21

No of sector Partners

NFI SECTOR GEOGRAPHICAL COVERAGE

No. of Governorates

14

No. of Sub districts

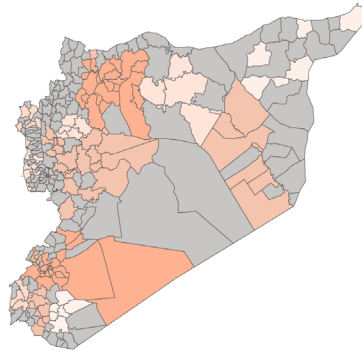
118

No. of Communities

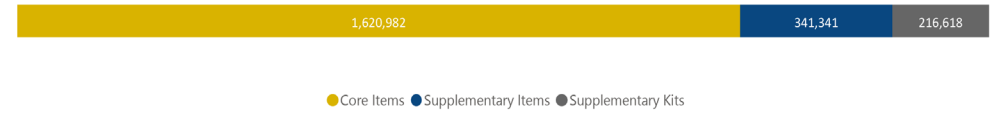
346

TOTAL PEOPLE REACHED (INDIVIDUALS) BY SUB DISTRICT

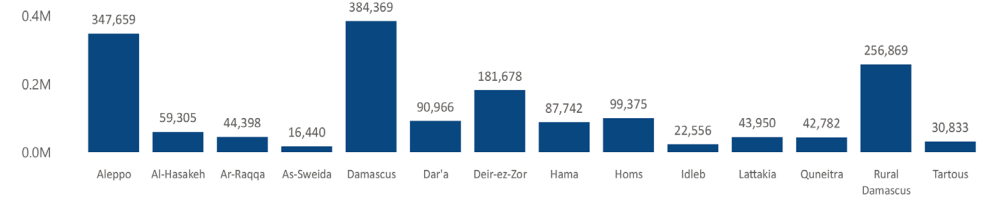
Governorate	NFI	Individuals reached
As-Sweida	9,116	16,440
Idleb	29,790	22,556
Tartous	50,449	30,833
Lattakia	53,928	43,950
Al-Hasakeh	80,215	59,305
Damascus	88,092	384,369
Quneitra	110,644	42,782
Dar'a	106,193	90,966
Homs	157,482	99,375
Ar-Raqqa	160,582	44,398
Deir-ez-Zor	168,758	181,678
Hama	169,359	87,742
Rural Damascus	353,354	256,869
Aleppo	640,979	347,659
Grand Total	2,178,941	1,708,922



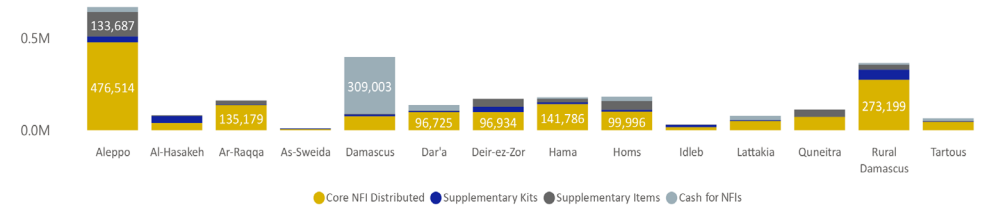
NFI DISTRIBUTION BY TYPE



PEOPLE REACHED BY GOVERNORATE

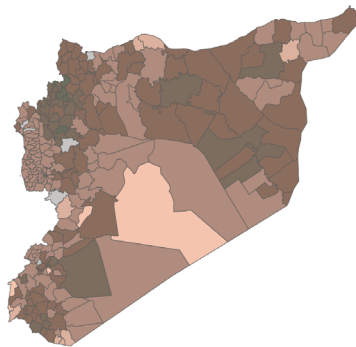


NFI DISTRIBUTED PER GOVERNORATE



NFI SECTOR SEVERITY BY SUB DISTRICT

- Severity 0
- Severity 1
- Severity 2
- Severity 3
- Severity 4
- Severity 5



NFI DISTRIBUTION BY MONTH

