

Overview:

The ongoing conflict in North-East Nigeria has left more than 1.8 million people displaced in almost 2,140 locations across the six most affected states in the region (Displacement Tracking Matrix – DTM - report RDXVII), with 56% of the IDP population being children and 93% of the population (1,697,549 individuals) being in three states (Borno, Adamawa and Yobe). Borno continues to host the majority of IDPs (1,439,940) followed by Adamawa (140,875) and Yobe (107,201). 37% of IDPs (667,372 displaced individuals or 127,640 households) live in 235 IDP sites (camps, collective centers and transit centers) and 1,157,949 individuals or 203,040 households in 1,905 host community sites. The month of July saw an increased pressure on IDP sites due to continued population movements recorded in LGAs such as Gwoza (1,871), Ngala (1,582), Bama (478), Dikwa (469), Kala Balge (407), Damboa (216) (DTM ETT Report #22 - #25).

Challenges:

The rainy season has greatly reduced access to places that are in severe need of immediate sector interventions. LGAs like Gwoza, Ngala, Kala Balge, Dikwa, Damboa, and Bama among other locations have IDPs and returnees living in deteriorated shelter conditions, while emergency shelter interventions have been delayed due to lack of response capacities, security, access, land availability and logistics needed to set up appropriate sites. The influx of individuals moving back to Pulka, Bama, Ngala, Gwoza, Damboa, Dikwa, Chibok, Konduga and Damasak, imply that more reception centers and settlements space need to be constructed to accommodate IDPs in sites since the situation is not stable for people to return safely to their places of origin. Recurrent rains and storms continue to destroy large number of shelters, putting more strains on limited capacities. Due to funding constraints, the sector has reached 29.1% for shelter/NFI, however CCCM interventions scaled-up reaching 82.3% of individuals hosted in sites targeted through CCCM/DMS activities in 2017. Weakening reception capacity of camps in hard to reach areas and high level of congestion due to continuous influx of IDPs, pose serious threat to health by increasing the risk of disease outbreaks during the rainy season, and to the general living conditions of both new arrivals and overall IDP populations.

Response:

During the rainy season, the sector is following-up on the provision of shelter reinforcement items, NFI provisioning, and emergency shelter mitigation measures to prevent more damages while advocating-up for scaling-up the rapid response to new arrivals and improving access to LGAs such as Mafa. In July 2017, several sector partners' projects were funded under the Nigeria Pool Fund toward this aim, with over USD 2 million to be received by partners to scale-up the shelter/NFI response within this framework. The sector continues to negotiate with relevant government authorities on increasing land availability and security presence as well as site management capacities. Continued construction of emergency and reinforced shelters were reported ongoing in Monguno (3,369), Gwoza (2,300), Ngala (1,350), Kaga (700), Konduga (500), Dikwa (323), Girei (110), Yola North (100), as of July 2017, with expected scaling-up of interventions in Dikwa in the next month and 16 new sites have been identified for site improvement activities. Since January 2017, Shelter/NFI interventions have been provided to 303,030 individuals, while 659,004 individuals are being monitored under CCCM/DMS interventions. These activities are supported by site facilitators in 94 camps, for monitoring, gap analysis, tracking of service delivery and management. Additionally, 395,870 individuals were biometrically registered in 95 locations, 42% were registered in IDP sites and 58% in host communities, since January 2017. Efforts are continuously being made to improve the basic reception standards, mainstreaming of SGBV into CCCM & Shelter initiatives, quality of services provided as well shelter/NFI needs assessments and shelter response to uphold standards.

*Sources: Shelter & DMS/CCCM sector 5W, Financial Tracking Service (FTS) July, 2017 and DTM Rd XVII, July 2017.

Websites: <https://www.humanitarianresponse.info/en/operations/nigeria/shelter-and-nfi>



Kuya Primary School (BO_s092), Munguno, Borno State.

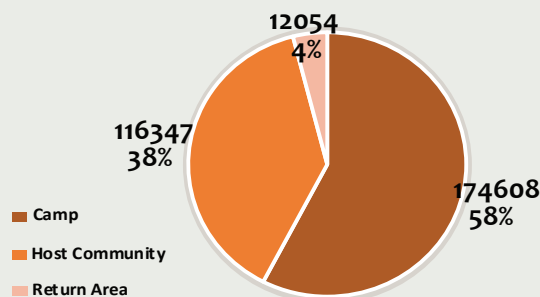
Key figures (HRP 2017)

Population in Need:	2,300,000
Shelter sector target population:	1,040,000
Funding Required:	\$70.3 Million
Funding Received:	\$ 4.8 Million* ¹
People reached by Shelter-NFI Interventions:	303,030
DMS/CCCM sector target population:	800,000
Funding Required:	\$11.6 Million
Funding Received:	\$0* ²
People monitored through DMS/CCCM Interventions:	659,004* ³

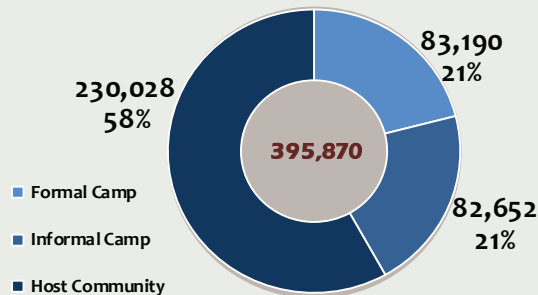
Response Highlights

- 15,636 households have received emergency shelters while 5,312 households received reinforced/transitional shelters solutions.
- 41,913 households reached through Improved, basic and complimentary NFI Kits.
- 395,870 individuals have been biometrically registered since January 2017.
- 623 households have been reached through rental assistance.

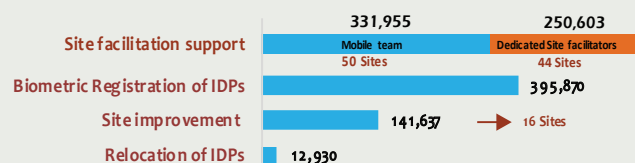
Shelter - NFI Response by Location Type



Biometric Registration by Location Type



of Individuals Monitored through DMS/CCCM Activities

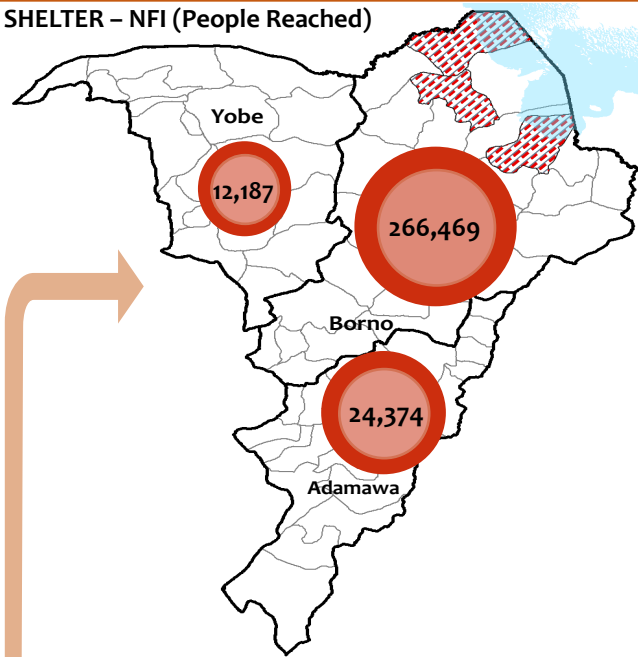


1. As per FTS status, partners are yet to update on funding received to date.

2. CCCM/DMS activities implemented in 2017 with funding received in 2016 (HRP 2016).

3. Please note that this is a snapshot of people reached as of July 2017. This # includes people living in sites with site facilitation support and represents only one type of activity.

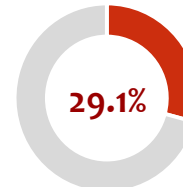
SHELTER – NFI (People Reached)



Key Figures:

Shelter - NFI

People in Need: **2.3 Million**
 Targeted People: **1 Million**
 Funding Required: **\$70.3 Million**
 Funding Received: **\$ 4.8 Million**
 People reached by Shelter-NFI Interventions: **303,030**

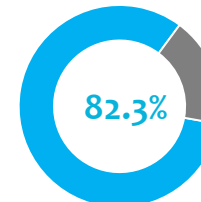


People Reached Vs. People Targeted

15,636 households have been reached through Emergency Shelters Solutions.
 2,164 households have been reached through Reinforced/Transitional shelter constructions.
 41,913 HHs have benefited from NFI kits and complimentary items distribution.

DMS/CCCM

People in Need: **2.3 Million**
 Targeted People: **0.8 Million**
 Funding Required: **\$11.6 Million**
 Funding Received: **\$0¹**
 People reached by CCCM Interventions: **659,004²**



People Reached Vs. People Targeted

395,870 individuals have been biometrically registered since January 2017.
 94 sites hosting 582,558 people are currently being supported by dedicated site facilitators and mobile team.
 15 Sites are currently undergoing site improvements.
 4 DTM Reports and Return Assessment Survey have been published since 2017.

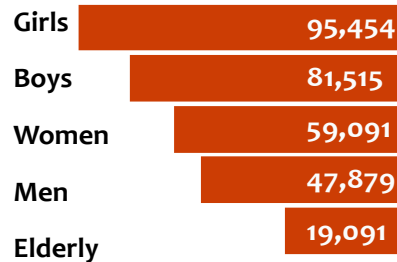
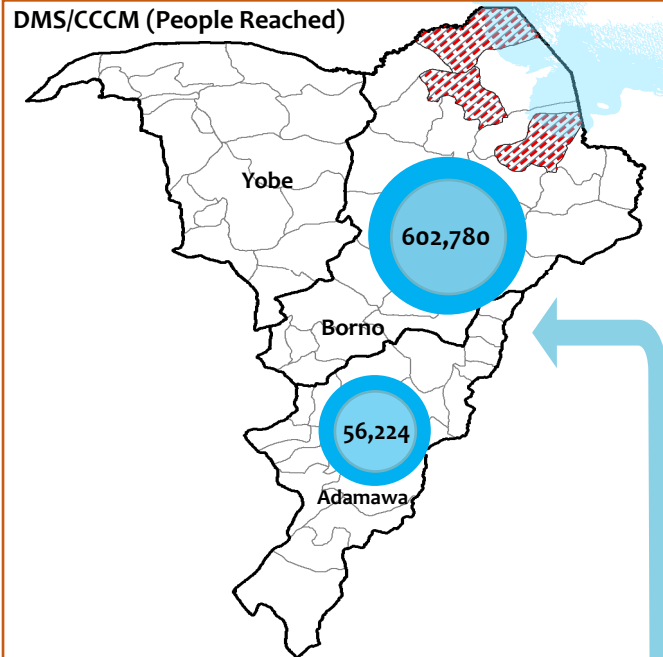
1. Activities implemented in 2017 (i.e. site facilitation, registration), with funding received in late 2016 (HRP 2016).
 Continuous funding is required under the HRP 2017 for DMS/CCCM interventions.
 2. This # includes people living in sites with site facilitation support and mobile teams.



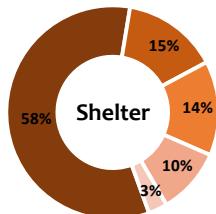
Website:

<https://www.humanitarianresponse.info/en/operations/nigeria/shelter-and-nfi>

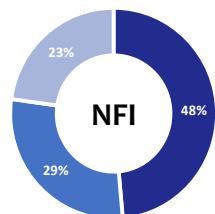
DMS/CCCM (People Reached)



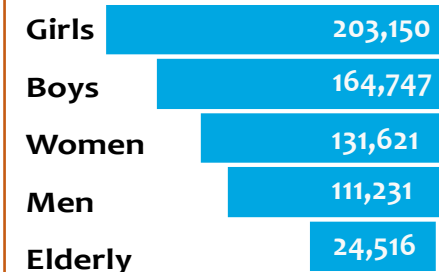
Beneficiaries of Shelter/NFI Interventions: Demographics



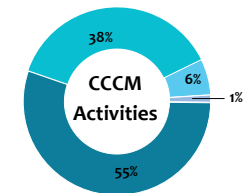
Emergency Shelter	12,550 Households
Emergency Shelter Kit	3,086 Households
Reinforced/ Transitional Shelter	2,164 Households
Transitional Shelter Kit	3,148 Households
Cash Rental Support	623 Households



Standard NFI Kit	20,361 Households
Improved NFI Kit	11,993 Households
NFI Loose Items	9,559 Households



Beneficiaries of CCCM Interventions: Demographics



Site facilitation (site)	582,558 Individuals
Biometric Registration of IDPs	395,870 Individuals
Site improvement (site)	65,765 Individuals
Relocation of IDPs	12,930 Individuals
CCCM Training	59 Individuals