



Shelter Cluster Pakistan

ShelterCluster.org

Coordinating Humanitarian Shelter

Shelter Cluster intervention and support for Orakzai return

Background:

At the beginning of 2015, the number of IDPs in KP reached 1.67 million after the last operation conducted in Khyber Agency. The government of Pakistan announced the 2015 return plan with a planning figure of around 154,000 families.

With the approval of the HCT to support the return operation, Shelter Cluster activated the intervention to assist the returnees to Orakzai agency as agreed in the cluster framework. Shelter cluster started phase one intervention to provide immediate assistance by conducting detailed assessment in parallel with the return to identify the level of destruction and the most vulnerable families who needed assistance to manage the early stage of their return.

Shelter Cluster deployed two cluster members (SRSP & FRD) to conduct the assessment and provide assistance to the returnees under the funds provided by UNHCR.

Assessment started on 10th Oct, 2015 by FRD, the assessment had been conducted door to door by surveying each family using the damaged selection criteria developed in consultation with the shelter cluster partners and the vulnerability criteria approved before by HCT. The assessment and assistance provided by the Shelter Cluster and its member concluded by 10th Nov, 2015 after postponing for around ten days due to Muharram month.



Shelter Cluster members involved:

- Assessment and assistance funded by UNHCR
- Assessment conducted by FRD.
- Stock management and distribution by SRSP.

Assessment target:

The main target of shelter cluster assessment is to provide the assistance for the returnees on need basis, targeting the returnees with fully damaged houses and the most vulnerable families as per the cluster frame work.

Two teams of FRD comprised of engineers, social organizers carried out this assessment activity in line with the criteria outlined by shelter cluster.

For phase one:

- 1- Identify the level of destruction in the areas of return and the families who fulfil the criteria to provide the assistance of tents.
- 2- Identifying the most vulnerable families who fulfil the vulnerability criteria to provide assistance of NFIs Kits.

For phase two:

Collect information to identify:

- 1- The priority needs in shelter.
- 2- The priority needs in NFIs.
- 3- The targeted population for the second phase of assistance for shelter and NFIs as per the cluster frame work.

Part of the assessment findings will be used on the spot to provide the assistance of the first phase and the second will be analysed and used in case there is plan for assistance within phase two.

The assessment questionnaires/tools were developed and agreed by the cluster technical working group to ensure collecting the maximum information to achieve the targets, information vary from the general information about the HHs, age, gender and disability, then information about the current level of destruction, owned assets, average and source of income, level of vulnerabilityetc.

Detailed information collected by assessment teams to provide their recommendations on spot for the assistance provided in the first phase (Tents and NFIs).

In addition to the questionnaire the cluster partners develop the criteria which will be used for the shelter assistance and agreed to use the vulnerability criteria approved by HCT for NFIs assistance.



Criteria for the assessment and distribution:

Criteria for Tents:

- One tent for the family who doesn't have one dry room.

Criteria for NFIs

- **Child headed family** (up to 18 years) with one or more dependents but without any income service.
- **Female headed family** representative with one or more dependents, who is the primary income earner/care provider, but has no assets or reliable source income and is without adequate support from her own family/community.
- **Single female** with one or more dependents but no income and support from the family/community.
- **Head of Household with a disability** (physical, mental or sensory impairment), which prevents him/her from earning an income and who lacks family/community support.
- **Head of Household over the age of 60** years without any coping mechanism and adequate support available.

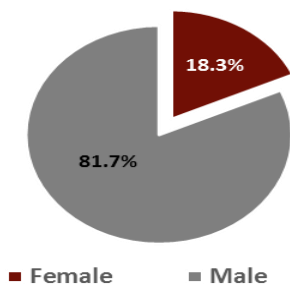


Information collected – Finding of the assessment

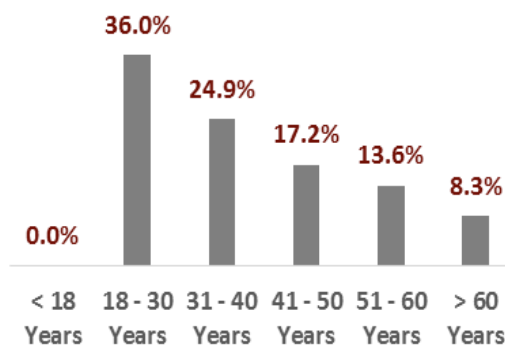
Assessment General Information

This part is to provide general idea/information about the Households composition starting from the age breakdown of the Head of the household in the compound assessed, the data shows that 8.3% of the HoH are above 60 years old and 18.3% of the HoH are female

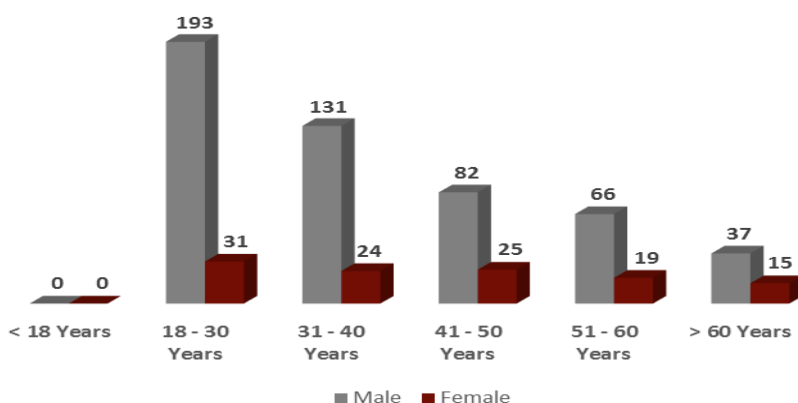
Gender of HoH



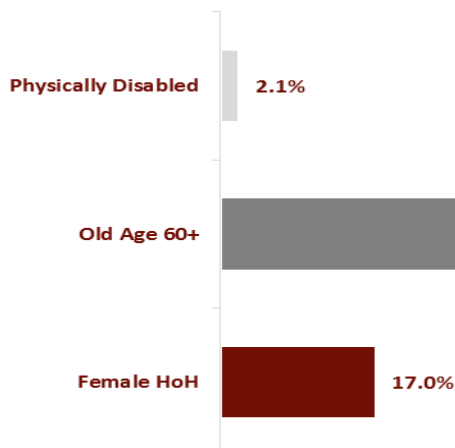
HoH Age Breakdown



Age of HoH – Gender Wise



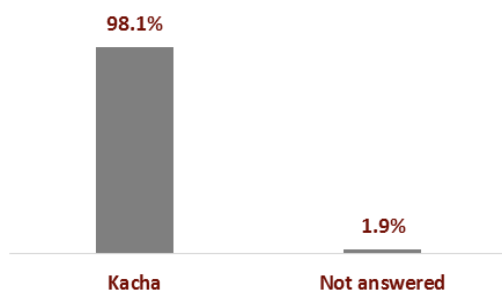
HOH Vulnerability



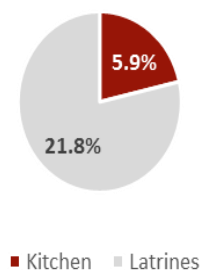
Family Member Vulnerability

Information about current construction or structure types

Type of returnees houses

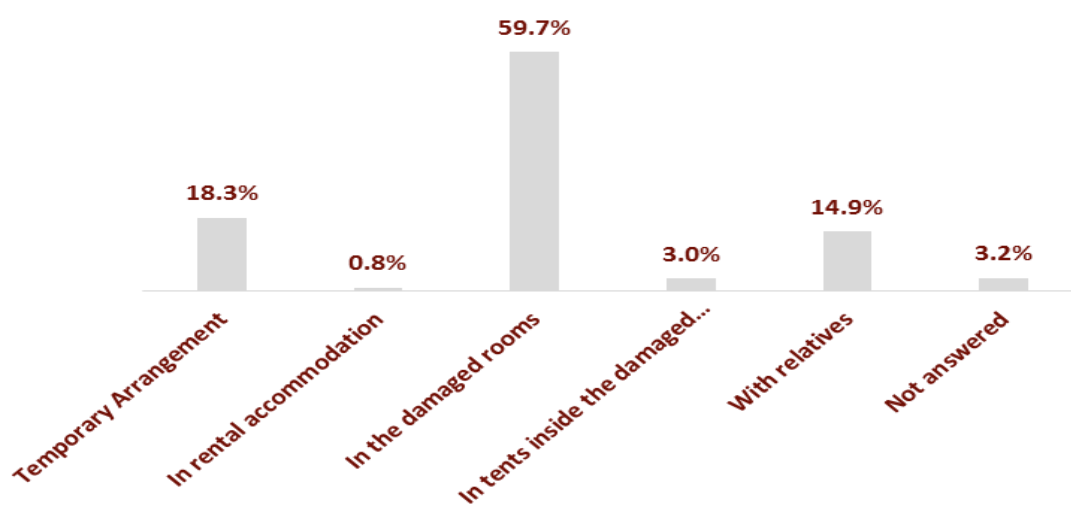


Availability of kitchens and latrines



All the returnees to Orakzai have their own owned houses, 611 out of 623 are made from kacha, 98.1% of those houses are made by kacha, just 37 families have kitchens in their houses and 136 have latrines.

Living arrangement for returnees in the areas or returns

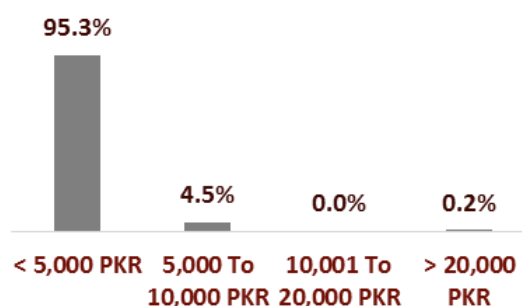


Source and Leven of Incomes

Source of Income



Level of Income

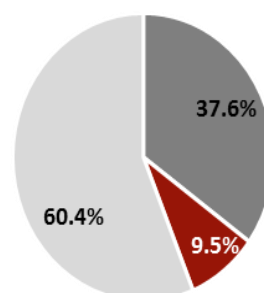


This part of information provide more comprehensive idea about the source and level of income for the returns families, the information collected shows that source of income for around 99.5% of the assisted families are un-skilled labour jobs, while the rest 0.5% are employed.

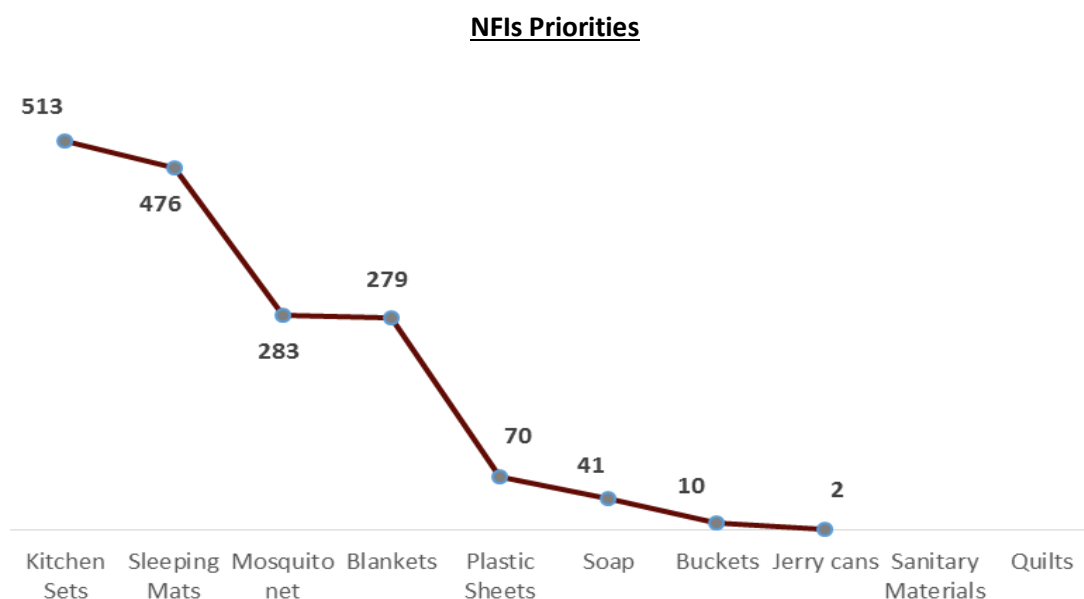


The average monthly income for 95.3% of the families is less than PKR 5,000 and just 0.2% is more than PKR 20,000, which shows the needs to support those families in order to be able to manage the first stage of return in order to have the capacity to re-build their life and houses, in addition the information showed the willing of families to participate in repair/construction of their houses by providing materials or un-skilled labours.

- Use available materials
- Provide Skill labours
- Provide Un-skilled labours



The assessment also collect information on the returnees requirement and priorities for NFIs
 Chart shows the selection of the families of the top 3 priorities of NFIs



Challenges:

- Villages are situated at scattered and far distance for one to another and at different routes.
- Routes between villages were extremely rough and mountainous.
- Locate the houses of the returnees in the area of returns and within the scattered villages.

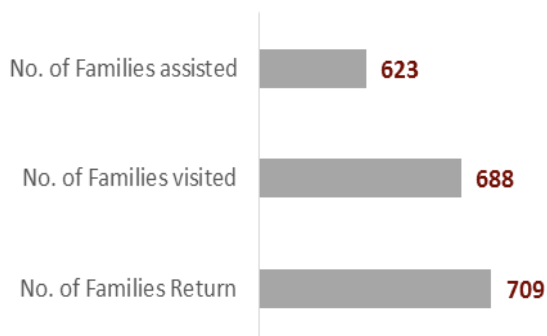


Assessment & Assistance figures: Assessment had been conducted door to door to all returnees who have valid VRF.

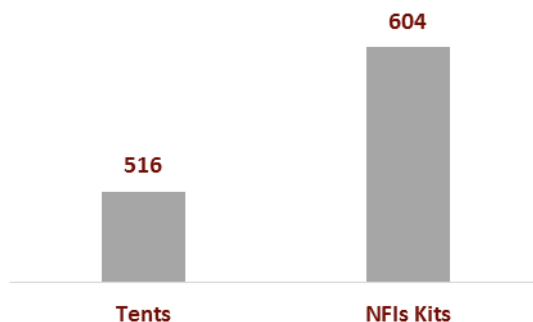
Total number of families returns 709 Total number of families assisted visited 688 and families assisted are 623.

88% of the returnees had been assisted according to the agreed criteria and assistance.

No. Families Assisted Vs. Families returns



Distribution Figures – SWA Second Return



General Information

Assistance Provided by UNHCR

- * Tents
- * NFIs Kits

Assessment Conducted By

- *FRD

Composition of NFIs

- | | |
|-------------------------|-----|
| * Bucket | 2 |
| * Jerry Cans | 2 |
| * Sleeping Mats | 4 |
| * Sanitary Material-sqm | 18 |
| * Quilts | 2 |
| * Blankets | 6 |
| * Plastic Sheets | 2 |
| * Kitchen Set | 1 |
| * Soap (kg) | 1.5 |
| * Mosquito Nets | 2 |

Source: UNHCR, FRD, SRSP

For more information: Silva Alkebeh (alkebeh@unhcr.org)

