



**Shelter Cluster Palestine**  
ShelterCluster.org  
Coordinating Humanitarian Shelter

# **Inter-agency Shelter Survey on Substandard housing conditions in Gaza**

## **Research Report**

**Occupied Palestinian Territory**

**June 2018**

## ACKNOWLEDGEMENTS

The evaluation team would like to thank all those who have provided their support and input to this data collection exercise. We are particularly grateful for the constructive input and support from NRC and Shelter Cluster members, the Ministry of Public Works and Housing, the Ministry of Social Affairs, the Ministry of Communication and Technology and community representatives.

Thanks to the financial support of SIDA to NRC, and to all Shelter Cluster members who contributed engineers to the data collection process.

We also acknowledge the willingness of all the householders who generously shared their time and information with the data collection teams.

We appreciate the time of NRC support staff in Gaza for facilitating the logistical, HR and practical arrangements and to OCHA and WFP for the loan of tablets.

Participating agencies:



Facilitated by:



## EXECUTIVE SUMMARY

### CONTEXT OVERVIEW

From July to August 2014, Gaza witnessed fifty-one days of escalation of hostilities, one of the most destructive intensifications of conflict since 1967. This resulted in an unprecedented scale of destruction, devastation and displacement.

Gaza suffered long standing problems due to lack of access to materials, successive rounds of violence, poor economic conditions and unaddressed housing needs. Humanitarian partners have tried to address the most acute of these needs, but quantitative data on actual needs was long overdue. This research was proposed as a first step to identifying the extent and acuteness of the problem in Gaza and help to determine prioritisation vis a vis differing roles and responsibilities of different actors such as the Ministry of Public Works and Housing and humanitarian agencies.

The main objective of this study is to assess the prevalence and condition of sub-standard housing in Gaza therefore to gain statistically representative figures for number of substandard housing units in Gaza, and understand the relationship between poverty and conditions in sub-standard accommodation.

### METHODOLOGY OF THE STUDY:

A descriptive method through field survey of households (HH) was used. Quantitative primary data collection was conducted in the main five governorates in Gaza strip through household level data collection to produce a quantitative dataset that can be analysed and generalised to wider population and housing conditions in Gaza. A 95/5 random sample was drawn based on household registration at Ministry of Telecommunication and Information Technology (MTIT) accessed through Ministry of Public Works and Housing (MPWH). The overall registration includes 400,000 families living at around 317,000 housing units<sup>1</sup>. In addition, a random sample was drawn based on poverty status, using the beneficiary list of cash assistance from Ministry of Social Development (MOSD) (total records 74,000 HH). The two samples were filtered and crosschecked and there was no overlapping. The sampling framework was to allow overall aggregation and analysis at the Gaza strip level as well as specific analysis at the poverty level and comparison against the general population. The assessment was carried out by Shelter Cluster for 1170 households in August 2017, followed by data validation in December 2017, and data analysis in Jan-Feb 2018. The final records included in the analysis is 994 HH from both samples.

### MAIN FINDINGS

This assessment helped in providing quantitative data about the substandard housing units and the different categories of shelter vulnerabilities that exist in Gaza strip. Shelter vulnerabilities ranges from low to extreme depending on the combination of household (social) and technical vulnerabilities.

---

<sup>1</sup> Based on the # of housing units and # of households surveyed (1.262 families per 1 household/housing unit)

Based on the general population sample (MTIT), it was found that more than 92% of the Gaza strip housing units possessed some kind of shelter vulnerability, including 6.2% which are unsuitable for upgrading since it require reconstruction or relocation.

The majority of the substandard housing units were found in the range of the low and slight vulnerability categories, however, 10.5% of the housing stock in Gaza (33,000) still needs shelter upgrade to the minimum standards with a prioritized 24,000 households in urgent need to receive shelter assistance.

For the MOSD sample, the substandard conditions were found at 40% higher than in the general sample and having more social and technical vulnerabilities as well as combined shelter vulnerabilities. 96% of the list possessed some kind of shelter vulnerability with 27% of the households in need to be prioritized for shelter assistance.

More funding is needed to upgrade the top prioritized substandard housing units as a first step to alleviate the suffering of vulnerable families in Gaza strip, and to enhance their resilience.

## **ACRONYMS**

HH: Household

MTIT: Ministry of Telecommunication and Information Technology

MPWH: Ministry of Public Works and Housing

MOSD: Ministry of Social Development

HNO: Humanitarian Needs Overview

UNRWA: United Nations Relief and Works Agency for Palestine Refugees

WFP: World Food Program

HU: Housing Units

IDP: Internally Displaced Person

## LIST OF FIGURES

Figure 1: Household vulnerability for MTIT and MOSD samples .....	7
Figure 2: External and internal doors .....	7
Figure 3: Toilet and Shower facilities .....	8
Figure 4: Electric supply and lighting .....	9
Figure 5: Shelter % Lacking technical items .....	10
Figure 6: Shelter vulnerability for MTIT and MOSD samples .....	11
Figure 7: Overall Shelter Vulnerability for MTIT Sample .....	11
Figure 8: Overall Shelter Vulnerability for MOSD Sample .....	12
Figure 9: Substandard conditions at host shelters .....	14

## LIST OF TABLES

Table 1: Assessment Sample details .....	2
Table 2: Social Vulnerability Scores and Associated Categories .....	4
Table 3: Shelter Vulnerability Scores and Associated Categories .....	4
Table 4: Overall vulnerability ranking .....	4
Table 5: Coping strategies .....	6
Table 6: Household vulnerability categories .....	6
Table 7: Shelter vulnerability percentages .....	10
Table 8: percentages and projected numbers of vulnerable households in Gaza Strip .....	12
Table 9: percentages and projected numbers of vulnerable households in MOSD List .....	13
Table 10: percentages and projected numbers of households in Gaza Strip per vulnerability categories .....	13
Table 11: Percentages and projected numbers of households in MOSD List in Gaza Strip per vulnerability categories .....	14

## Contents:

Acknowledgements .....	i
Executive Summary .....	ii
Context overview .....	ii
Methodology of the study: .....	ii
Main findings .....	ii
Acronyms .....	iv
List of Figures .....	v
List of Tables .....	vi
Introduction .....	1
Aim and Objectives .....	1
Methodology .....	2
Key Findings .....	5
Household Vulnerability (Social) .....	5
Shelter Vulnerability (Technical) .....	7
Relationship between Household and Shelter conditions .....	11
Conclusions and Recommendations .....	15
Annex1 .....	16
Assessment Form-Socio-economic Information: .....	16
Table A1.1: Socio-economic data Analysis: .....	22
Technical assessment Data Collection Form .....	28
Table A1.2: Technical assessment Data Analysis.....	35



## INTRODUCTION

The blockade and three major escalations of hostilities in the last six years have inflicted large-scale destruction on Gaza's economy, productive assets and infrastructure. In addition, restrictions on access to construction materials have prevented maintenance and growth of the housing stock to meet growing demand. In the shelter sector, the result is substandard housing units from a combination of factors including:

- Residents' lack of capacity to recover from shocks and stresses including but not limited to the impact of the 2014 war and previous escalations of hostilities.
- The repeated and ongoing pressure on existing, unmaintained housing stock to accommodate internally displaced persons (IDP) with host families at times of crisis.
- The impact of harsh weather (including winter weather, flooding, heavy winds and storms).
- The effects of the long-term occupation and the ongoing blockade which impedes the normal development of the local economy, restricts access to adequate livelihood opportunities, and limits the availability, accessibility and affordability of materials to improve or maintain basic housing facilities.

Overcrowding and poor living conditions have a number of negative effects that impact on health and wellbeing, including risk of exposure, increased mental health issues, raised risk of domestic violence, educational attainment and the need for additional humanitarian assistance on both extant and displaced populations.

This assessment was undertaken in order to contribute to the identification of the population in need and set response targets for the humanitarian caseload within the Humanitarian Response Plan (HNO) of 2018.

The classification of substandard conditions at household level is based on the criteria and categories set out in the Shelter Cluster Minimum standards guidance. This guidance provides tools to assess the level of vulnerability of each household based on socio demographic and socioeconomic criteria, and of each housing unit based on the lack of essential elements in the minimum requirements which were designed to address only the minimum essential elements that make a housing unit habitable. (For more information reference can be made to [Minimum standards for repair and upgrades guidance](#) document).

## AIM AND OBJECTIVES

The aim of this research was to assess the prevalence and condition of sub-standard housing in Gaza, to better understand the extent to which substandard housing is present, in what ways this is primarily manifested, and to compare this to the socio-economic standing of the households experiencing these conditions.

The Specific Objectives for the study were therefore to:

1. Gain statistically representative figures for number of substandard housing units in Gaza, based on the cluster developed and agreed definition of substandard conditions (see Minimum Shelter Standards for Repairs and Upgrades). This includes:

- a. Identification of sample group based on Ministry of Telecommunication and Information Technology (MTIT) registration data through the Ministry of Public work and Housing (MPWH )
  - b. Identify to what extent substandard conditions are present in the sample population and to the overall population.
2. Understand the relationship between poverty and conditions in sub-standard accommodation including:
  - a. Identification of sample group based on poverty status, from Ministry of Social Development (MOSD) cash assistance records.
  - b. To what extent substandard conditions are present in the poverty sample and to what degree.

## METHODOLOGY

A statistically representative quantitative method was used:

**Quantitative primary data collection** – conducted in Gaza through household level data collection to produce a quantitative dataset that can be analysed and extrapolated to wider population and housing conditions in Gaza. A 95/5 random sample was drawn based on household registration of identity card numbers in the whole Gaza strip. The full registration data available at Ministry of Telecommunication and Information Technology (MTIT) contains registry of 400,000 families, and was accessed through the Ministry of Public Works and Housing (MPWH) with shelter cluster to draw the sample.

In addition, a random sample was drawn based on poverty status, using the beneficiary list of the social protection program at Ministry of social development (MOSD). This list is assessed by MOSD for poverty and registered to benefit from food and/or cash assistance. The total number of records under this list is 74,000 families. The sampling framework was designed to allow overall aggregation and analysis at the Gaza strip level as well as specific analysis at the poverty level and comparison against the general population.

### Sampling Framework

The shelter cluster interest from this study is to get data at household level, rather than at family level. The registration is based on identity card number and other statistics and information per family. This challenge was overcome by correlating the number of households to the number of families depending on the results from this survey to allow for projection of results to the general population and ensuring there is no duplication of surveys for families living at the same households.

The random sample included a buffer of 15% which had been added to mitigate against non-responsive, unreachable, invalid entries, etc. Table 1 below summarizes the details per each sample:

*Table 1: Assessment Sample details*

# Households	MTIT	MOSD
# total approached	697	473
# Non responsive	154	23
# invalid entries (incomplete/unclear data)	60	39
# total entries for analysis	483	411

## Implementation Strategy

For the Primary Data Collection, the Shelter Cluster in country took the responsibility for coordinating the data collection, in close coordination with the MPWH Social Housing department and with the support of MOSD. Shelter cluster members nominated some of their staff to participate in the data collection process, in addition other 35 deployed enumerators and field surveyors.

The Shelter Cluster Information Manager assisted by the Shelter Cluster Coordinator, was responsible for overseeing the data collection teams, and reviewing and analysing incoming data on a daily basis. Following data collection and analysis, preliminary findings were presented to the MPWH Committee included in the humanitarian needs overview (HNO).

### Locations:

The assessment was implemented in Gaza strip including all five governorates.

### Timeframe:

<b>Data collection:</b>	from 8 to 21 August 2017
<b>Data entry,</b>	from 8 to 21 August 2017 (during assessment using Tablets with kobo software)
<b>Data Validation</b>	from 9 to 22 August 2017
<b>Data cleaning</b>	from 22-31 August 2017
<b>Data Validation (Add.)</b>	18-22 December 2017 (validation of family size information and filling missing data)
<b>Analysis:</b>	Jan - Feb 2018

## Data Collection Information

**Enumerators:** data collection was conducted by 5 staff seconded by Shelter Cluster partners for the purposes of capacity building and inter-agency buy-in. In addition to 35 enumerators who were recruited for the duration of the assessment.

**Logistical Support:** car transportation with drivers hired from a Taxi company.

**Data Collection Platform:** Quantitative data collection through a household level survey using a mobile data collection platform, based on the agreed social and technical questionnaire. All data were uploaded and exported to a user-friendly database (Excel) for further analysis.

### Study Tools:

1. Field survey form.
2. Field visit.
3. Direct communications
4. Tablets with the kobo application for data entry.
5. Microsoft Excel.
6. Government data (MTIT, MOSD).

### Data Analysis and Scoring:

The data analysis was made in accordance to the scoring method for household and shelter vulnerabilities recommended by the Shelter Minimum Standards Guide.

Socioeconomic and demographic information collected per household are assigned certain scores which lead to a total household vulnerability score that identifies the household vulnerability category as classified in Table 2 below

*Table 2: Social Vulnerability Scores and Associated Categories*

Score	Category #	Weight	Category Description
0-20	1	0	Low vulnerability
21-40	2	2	Slight vulnerability
41-60	3	3	Moderate vulnerability
61-80	4	5	High vulnerability
81-100	5	6	Severe vulnerability

Similarly the shelter information collected on missing technical items are assigned certain scores per missing item ("A" criteria are scored at 12 points; "B" criteria are scored at 2 points). The total is accumulated to form a shelter vulnerability score which determines the shelter vulnerability category as classified in Table 3 below:

*Table 3: Shelter Vulnerability Scores and Associated Categories*

Score	Category #	Weight	Category Description
1-30	1	0	Low vulnerability (missing B criteria only)
31-50	2	2	Slight vulnerability (missing 1-2 A criteria and up to 50% B criteria )
51-70	3	3	Moderate vulnerability (missing 3-4 A criteria and up to 50% B criteria )
71-90	4	5	High vulnerability (missing 3-4 A criteria and over 50% B criteria or 5-6 A criteria and up to 50% B criteria )
90+	5	6	Severe vulnerability (missing 5-6 A criteria and over 50% B criteria )

Combining both household and shelter vulnerability weights determines the overall shelter vulnerability category as described in Table 4.

*Table 4: Overall vulnerability ranking*

Vulnerability Category	Combined Weight
Extreme Vulnerability	11-12
Severe Vulnerability	9-10
High Vulnerability	7-8
Moderate Vulnerability	5-6
Slight Vulnerability	3-4
Low Vulnerability	0-2

Full details of the scoring and categorization method to identify household and shelter vulnerabilities can be found in the [Minimum standards for repair and upgrades guidance](#) document.

## KEY FINDINGS

### HOUSEHOLD VULNERABILITY (SOCIAL)

#### 1. Demographics and head of the household characteristics

Both samples showed relatively similar information about number of nuclear families in the household. On the average 76% of the households contain one family only, 19.5% comprised two families and 4.5% comprised 3 families or more. The average number of families per housing unit according to MTIT sample is 1.262. This figure is used to estimate the total existing housing stock in Gaza strip from the overall population registry available at MTIT.

The average number of people in the household was 6.4, and 7.0 for MTIT and MOSD samples respectively.

The survey revealed that the households in Gaza strip are headed by females (in 7%), elderly (in 7.7%), and people suffering from disability or chronic illness (in 17%).

#### 2. Current housing units

The majority of the visited households were living in either single houses or apartments within the extended family buildings. About 60% of the households from MTIT sample were living in apartments compared to 42% from the MOSD sample, while 29% of the MTIT sample and 41% from MOSD sample were living in houses. Other types including independent room, units with asbestos or metal sheets and marginal shelters were encountered in the survey with percentages of 11% and 17% in the two samples respectively.

#### 3. Availability and condition of assets (furniture and household equipment):

Only 30% of households in the MTIT sample had enough furniture in good condition, while 44% had insufficient furniture or in poor condition, and 26% had no furniture or in very bad condition.

Similar results were found in terms of household equipment such as (refrigerator, washing machine, gas cylinder, stove, television, etc.) with 30% had it in working condition, 42% had only basic equipment in working condition, and 28% had no equipment or not in working condition.

For the MOSD sample, the results were worse in general, with percentages 20%, 41%, and 39% for furniture and 20%, 38%, and 42% for equipment as disaggregated above.

#### 4. Events that affected the housing units:

70% of households in the MTIT sample suffered from one sort of damage or destruction during 2014 conflict, and 51% suffered from other events such as previous conflicts or floods and winter storms.

Slightly higher percentages were found in the MOSD sample with 74% affected from 2014 conflict and 57% affected from other events.

17.2 % of the households in MTIT sample hosted IDPs during conflicts or other disasters, and 3% were still hosting IDPs from 2014 conflict. Higher percentages were found at the MOSD sample in which 20.4% of the households hosted IDPs and 6.1% were still hosting IDPs at time of the survey.

5. Type of employment and income:

In general, the economic situation is deteriorated in Gaza strip due to the longstanding blockade and other factors. This has been reflected in the findings that only 28% of the households in the MTIT sample had a form of income (skilled or unskilled temporary employment, unpredictable daily labour, permanent employment, self-employment, etc.) the remaining 72% were depending on assistance UNRWA/MOSD/WFP food assistance, or had no form of income.

The situation of the MOSD sample was much worse as it was found that only 4% had a form of income as clarified above, and 96% were depending on assistance or had no form of income.

6. Coping strategies

The majority of the surveyed households were using different types of coping strategies as listed in table 5 below.

*Table 5: Coping strategies*

Coping strategies	MTIT	MOSD
none	13.7	11.9
* Share costs with hosts or other IDPs living with you OR Regrouping of family members * Receive assistance from family members / friends outside the household * Spend past savings * Stop paying water or electricity bills	17.6	16.3
* Accumulate debt * Worked for shelter (working in exchange for a place to stay/sleep) * Stop paying shelter related expenses (rent, lease, loans) * Change place of residence * Sell household assets (refrigerator, gas cylinder, stove, furniture and fittings, windows, etc.)	24.2	31.6
* Sell productive assets (motorbike, cart, tools, sewing machines, other machinery or equipment, etc.) * Received support from strangers (begging) * Children had to work/beg (for food, or cash) * Resorting to dangerous or undesirable work	44.5	40.1

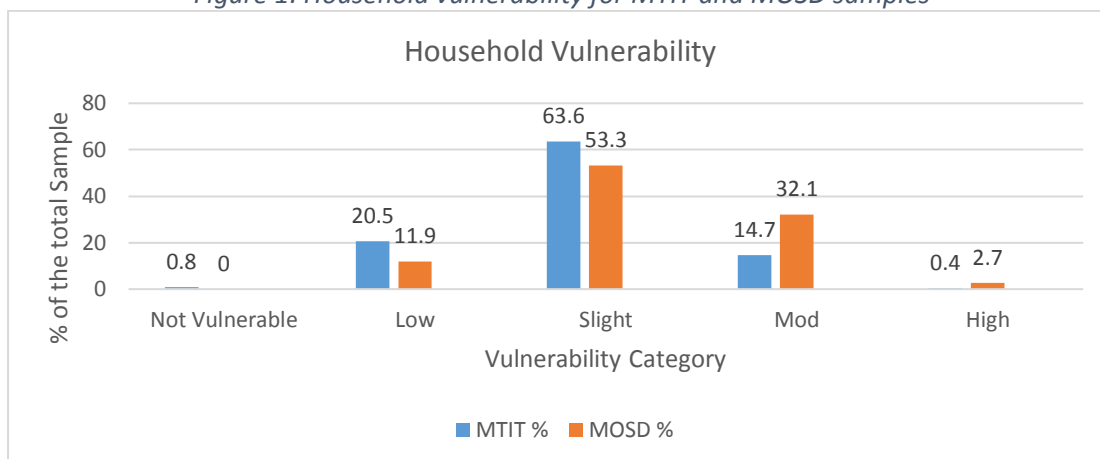
7. Household vulnerability categorization:

Based on the demographic and socioeconomic data presented above (refer to table A1- annex 1 for full details) and in line with the household vulnerability scoring system adopted by Shelter Cluster (refer to [Minimum standards for repair and upgrades guidance](#) document), the social vulnerabilities of the samples were categorized as in table 6, and Figure 1:

*Table 6: Household vulnerability categories*

Household vulnerability	MTIT %	MOSD %
Not Vulnerable	0.8	0.0
Low vulnerability (Vulnerable but in limited categories)	20.5	11.9
Slight vulnerability	63.6	53.3
Moderate (Mod) vulnerability	14.7	32.1
High vulnerability	0.4	2.7
Severe vulnerability	0.0	0.0

Figure 1: Household vulnerability for MTIT and MOSD samples



### SHELTER VULNERABILITY (TECHNICAL)

The visited households were assessed against a set of 30 minimum required elements in 12 categories as recommended by Shelter Minimum Standards. The findings are summarized below:

#### 1. Exposure to location related risks and hazards

About 5% of the visited cases from the MTIT sample were exposed to a kind of security risk or in flood prone areas or close to waste sites or waste water overflow, compared to 13% of the MOSD list.

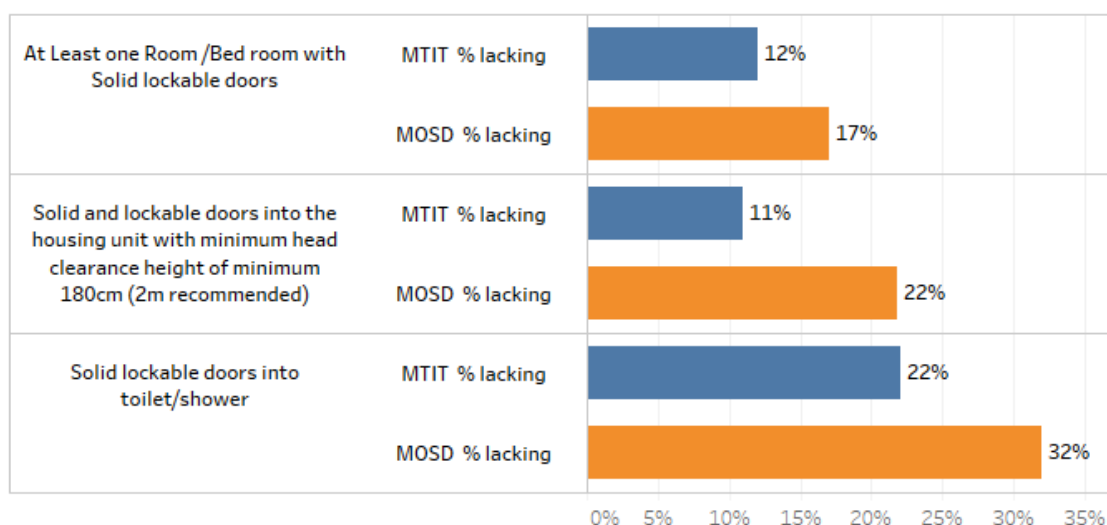
#### 2. Safety of stairs, balconies, and roofs connected to stairs

30% and 40% of the surveyed houses from the MTIT and MOSD samples respectively were lacking safety of stair shafts, balconies, and/or roof connected to stairs which had no a stable suitable parapet to prevent children and adults from falling (including common stairs in apartment buildings).

#### 3. External and internal doors

On the average 15% of households in the MTIT sample and 24% of households in the MOSD sample lived in housing units that were lacking functioning and suitable external and internal doors at the housing units as disaggregated in Figure 2 below:

Figure 2: External and internal doors





#### 4. Windows

About 14% of households in the MTIT sample were living in housing units that were lacking proper area of windows suitable for natural lighting and ventilation compared with 25% in the MOSD sample. Furthermore 43% of the households in the MTIT sample were living in housing units with windows that were not sealed from rain, water, and wind, and did not have solid panels (glass, polycarbonate sheet or equivalent) compared with 53% of the MOSD sample.

#### 5. Roof and external walls

In about 15% of the surveyed housing units from MTIT sample exterior walls possessed cracks or holes with no single room insulated against heat and cold, in addition to 35% of the housing units were not sealed and had water leaks. This is compared to 26% and 45% of the MOSD sample respectively.

#### 6. Internal walls and surfaces

8% of MTIT sample and 15% of MOSD sample did not have cleanable and level floor and walls in all spaces (smooth concrete screed or plaster as minimum); additionally, the floors were not sealed around the edges to prevent insects and rodents in 12% of the MTIT sample and 32% of the MOSD sample.

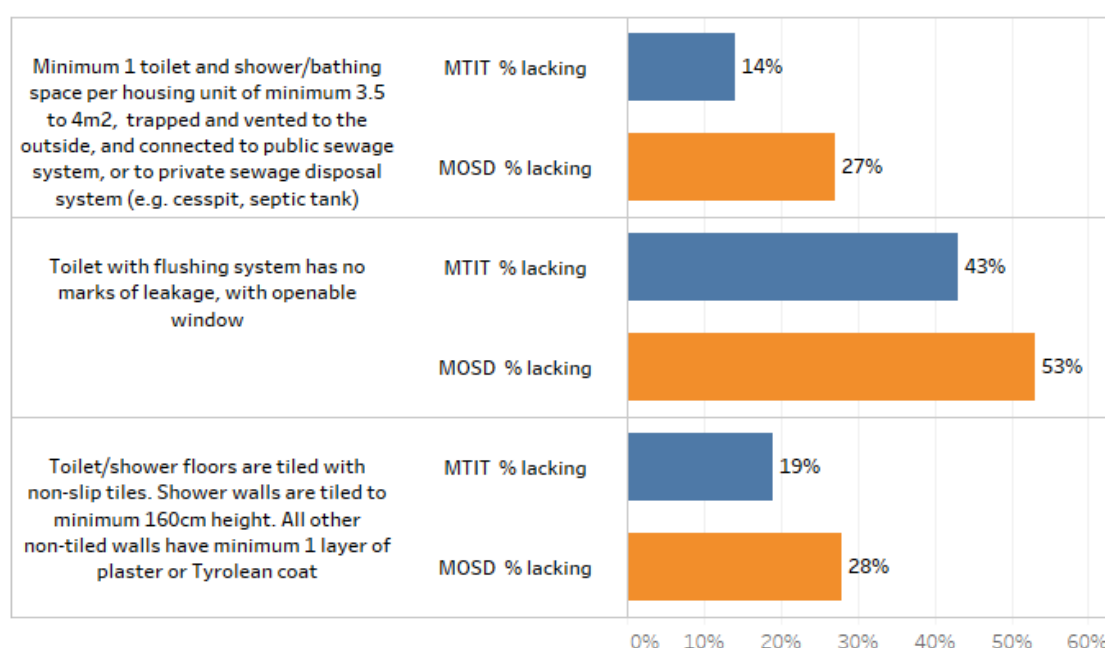
#### 7. Water supply and safe storage

Only 8% of the housing units (in both samples) were not connected to municipal water or had unsafe fitting system, with 16% lacking the minimum required water sources at the housing unit in MTIT sample and 30% in MOSD sample. Similarly 28% and 31% of the housing units were lacking a minimum of one functioning 1000L capacity water tank and 49% and 46% of the households in the two samples respectively didn't have the minimum proper drinking water tank in their housing unit.

#### 8. Functioning shower/toilet facilities

Figure 3 shows the percentages of housing units lacking the specified minimum requirements of the showers and toilet facilities.

*Figure 3: Toilet and Shower facilities*





## 9. Functioning kitchen facilities

In 5% of the MTIT sample, the housing unit had not 1 kitchen (inside or outside) with water tap and cooking space, and is separated from toilet by solid wall, compared to 9% of the MOSD sample. Additionally about 16 % of MTIT and 26% of MOSD samples did not have a kitchen which had a solid and cleanable preparation counter and sink, with adequate space of minimum 3m<sup>2</sup>.

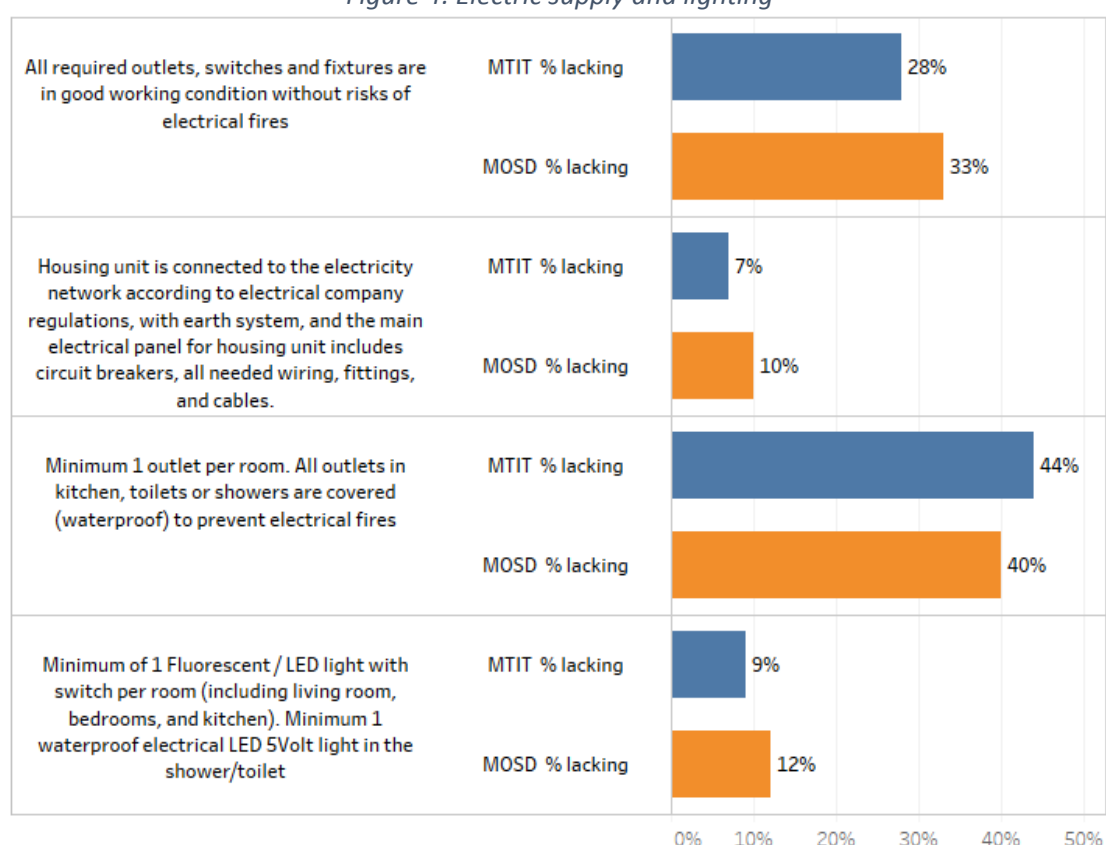
## 10. Sufficient space per person and privacy

11% and 18% in the surveyed samples did not have the minimum specified covered space per person, in addition to 34% and 43% had 3 or more persons per room, and 19% and 28% of the two samples respectively didn't have the minimum internal separation of sleeping and living spaces in the household.

## 11. Electric supply and lighting

Arrange from 7% to 43% of the surveyed samples were lacking one or more items specified as minimum requirements for electric supply and lighting as shown in Figure 4 below:

*Figure 4: Electric supply and lighting*



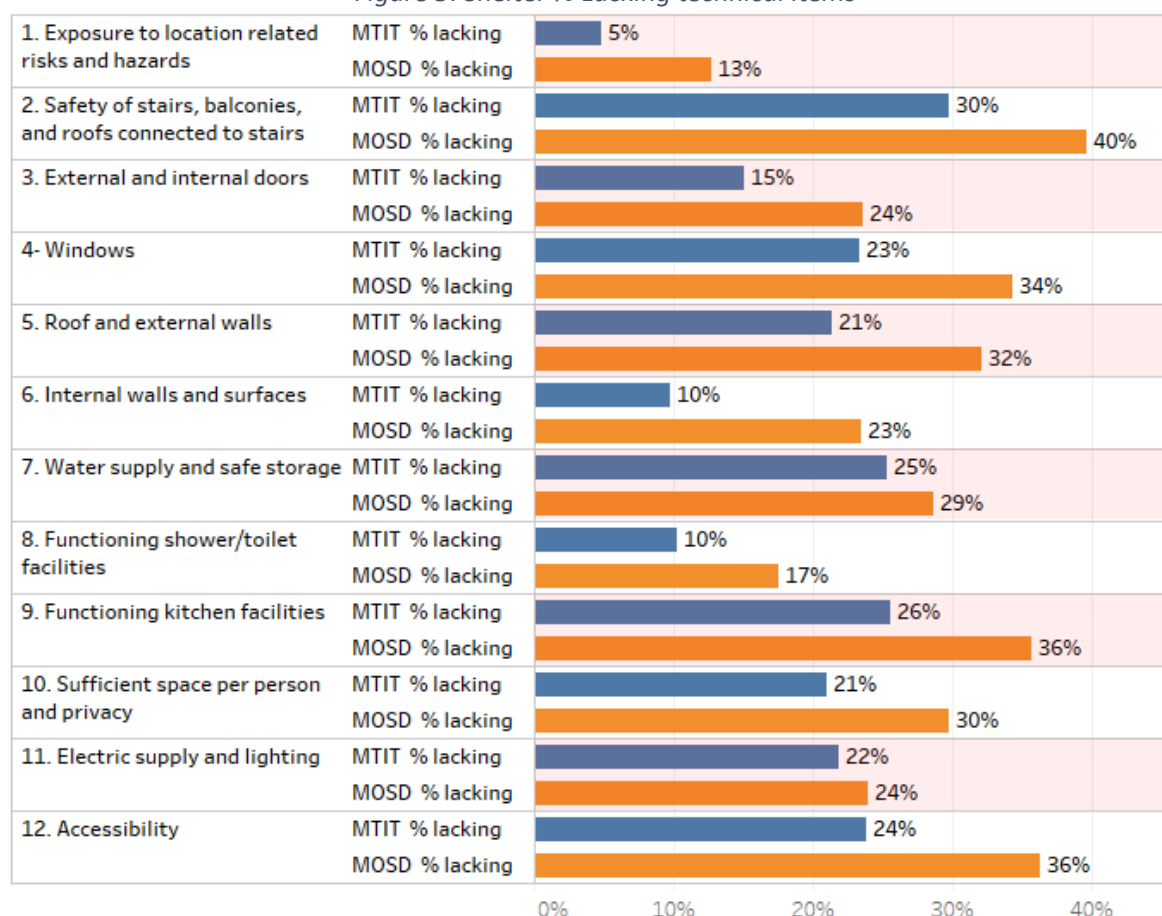
## 12. Accessibility

In the houses that had one or more persons with disability, it was revealed that 24% of these houses from MTIT sample and 36% from MOSD sample did not have safe access to the housing unit facilities (toilet/shower, kitchen) and could not exit the housing unit safely.

Generally, it was clear from the previous findings (refer to Table A1.2 in Annex1 for more details) that a considerable amount of substandard conditions is available in both samples, however, In the MOSD sample, the percentages of housing units lacking specified items in all categories were higher than the corresponding percentages in the MTIT sample at an overall average of 40% showing more prevalence

of substandard conditions at the MOSD list. Figure 5 visualizes the differences between the two samples corresponding to each housing category described above.

*Figure 5: Shelter % Lacking technical items*



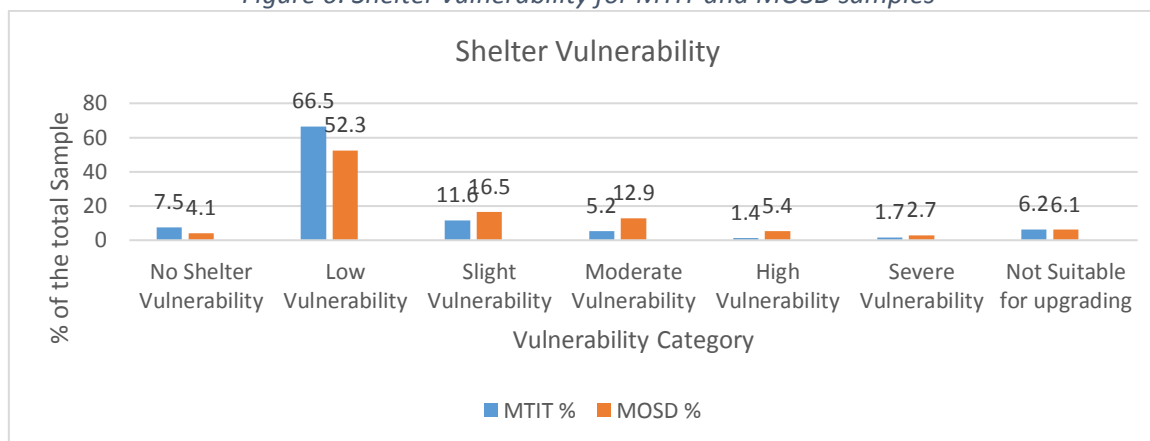
### Shelter vulnerability categorization:

From the above analysis, and based on the scoring and classification of technical vulnerabilities as recommended by the shelter minimum standards guiding document, the shelter vulnerabilities of the two samples are shown in Table 7 and Figure 6 below:

*Table 7: Shelter vulnerability percentages*

Shelter vulnerability	MTIT %	MOSD %
No shelter Vulnerability	7.5	4.1
Low vulnerability	66.5	52.3
Slight vulnerability	11.6	16.5
Moderate vulnerability	5.2	12.9
High vulnerability	1.4	5.4
Severe vulnerability	1.7	2.7
Not Suitable for upgrading	6.2	6.1

Figure 6: Shelter vulnerability for MTIT and MOSD samples



## RELATIONSHIP BETWEEN HOUSEHOLD AND SHELTER CONDITIONS

From both social and technical vulnerabilities, the overall shelter vulnerabilities of the households in the two samples were classified according to the shelter minimum standards guidance as follows:

### MTIT Overall Shelter vulnerability

As shown in Figure 7 and Table 8, although 92.5 % of the surveyed sample possessed some kind of shelter vulnerability, the majority of the households fall within the low and slight categories (75.8%), and 6.2% are out of the scope of upgrading since they require reconstruction, or new accommodations. The remaining 10.5% can be prioritized for upgrading. This represents about 33,000 housing units among which 24,000 are believed to have a considerable vulnerability and are in need to be addressed or prioritized for assistance by shelter sector. This was judged to include families with slight household vulnerability or above and living in housing units with moderate technical vulnerability or above.

Figure 7: Overall Shelter Vulnerability for MTIT Sample

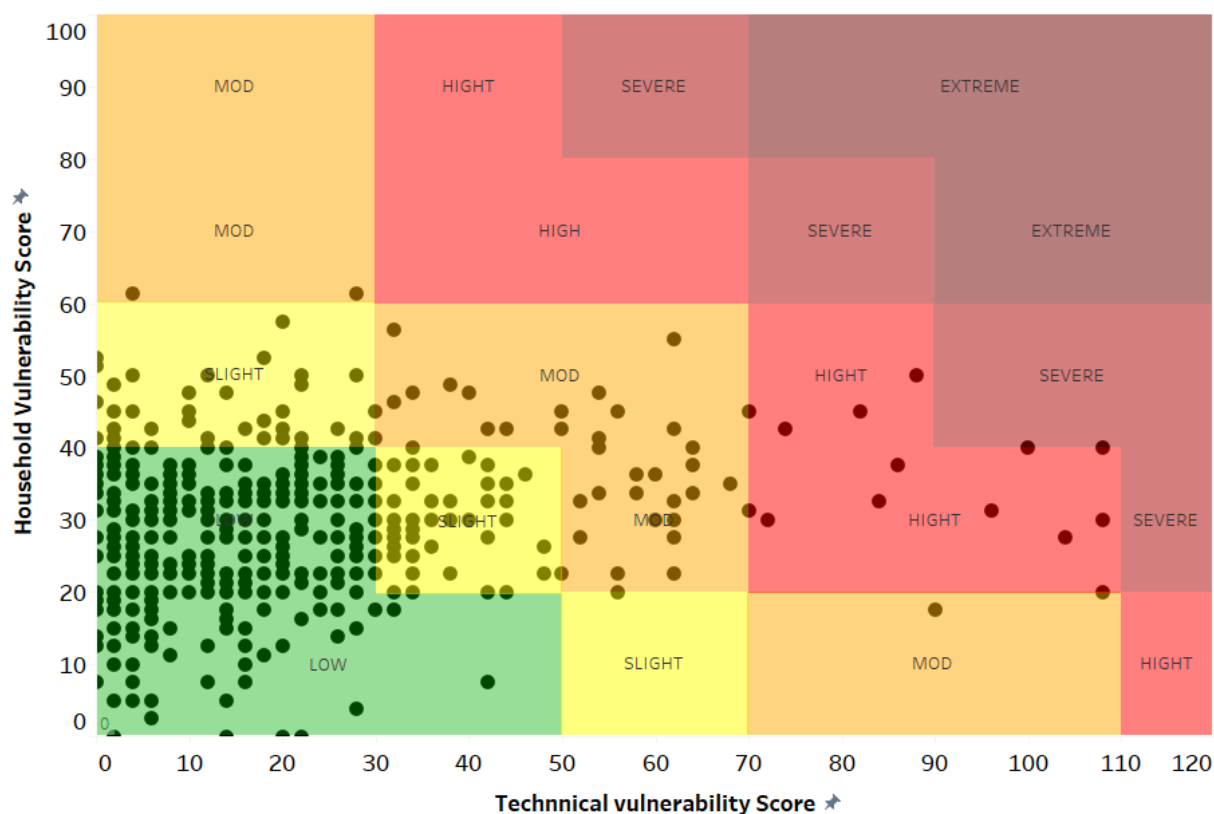


Table 8 below shows the projections of number of vulnerable households at each vulnerability category in Gaza Strip:

*Table 8: percentages and projected numbers of vulnerable households in Gaza Strip*

Overall Shelter Vulnerability	% of the Sample	Projected # of Households in Gaza Strip
No Technical Vulnerability	7.5	23,600
Low Vulnerability	60.0	190,300
Slight Vulnerability	15.7	49,900
Moderate Vulnerability	7.9	24,900
High Vulnerability	2.7	8,500
Not Suitable for upgrading	6.2	19,700

### MOSD Overall shelter vulnerability

The MOSD sample showed more adverse conditions where 96% of the registered families on the MOSD social protection program suffer from a sort of substandard conditions. 63% are within low and slight categories, 27% have moderate vulnerability or higher, and 6% require reconstruction or new accommodations which is beyond the scope of upgrading of substandard housing units. Figure 8 visualizes the distribution of MOSD households according to their overall shelter vulnerabilities.

*Figure 8: Overall Shelter Vulnerability for MOSD Sample*

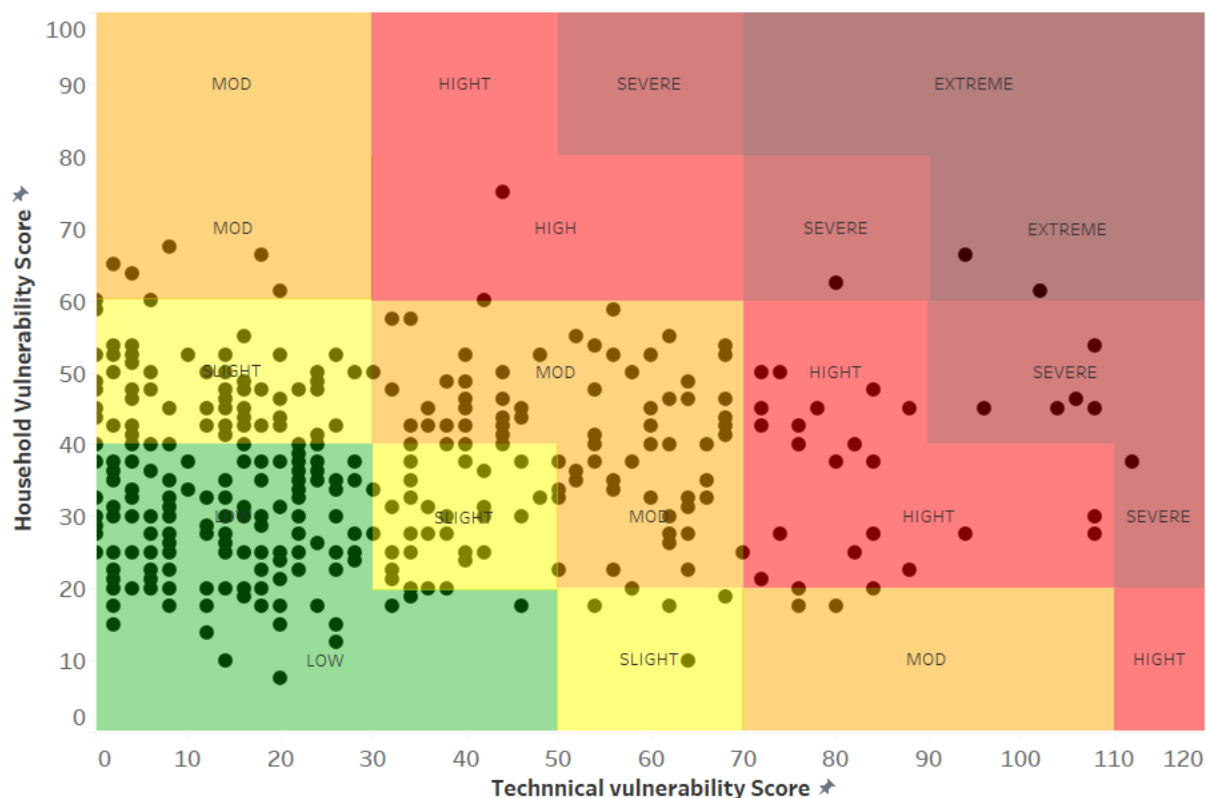


Table 9 below shows the projections of number of vulnerable households at each vulnerability category registered in the MOSD list of the social protection program in Gaza Strip:

*Table 9: percentages and projected numbers of vulnerable households in MOSD List*

Overall Shelter Vulnerability	% of the Sample	Projected # of Households in MOSD List
No Technical Vulnerability	4.1	3,000
Low Vulnerability	38.0	28,100
Slight Vulnerability	25.3	18,700
Moderate Vulnerability	19.2	14,200
High Vulnerability	5.4	4,000
Severe Vulnerability	1.4	1,100
Extreme Vulnerability	0.5	400
Not Suitable for upgrading	6.1	4,500

### Projections of household and technical vulnerabilities in the Gaza strip:

Based on the study, the percentages of the households and its projected numbers in Gaza Strip according to the vulnerability categories are listed in Table 10.

*Table 10: percentages and projected numbers of households in Gaza Strip per vulnerability categories*

MTIT (Percentage)		Technical vulnerability							
Household vulnerability		Not Vul.	Low	Slight	Mod	High	Severe	Not suitable	Total
	Not Vulnerable	0.0	0.8	0.0	0.0	0.0	0.0	0.0	0.8
	Low	2.5	14.3	1.4	0.2	0.2	0.2	1.7	20.5
	Slight	3.7	43.5	8.1	3.7	0.6	1.4	2.5	63.6
	Mod	1.2	7.5	2.1	1.2	0.6	0.0	2.1	14.7
	High	0.0	0.4	0.0	0.0	0.0	0.0	0.0	0.4
	Total	7.5	66.5	11.6	5.2	1.4	1.7	6.2	100
MTIT (Projection)		Technical vulnerability							
Household vulnerability		Not Vul.	Low	Slight	Mod	High	Severe	Not suitable	Total
	Not Vulnerable	-	2,600	-	-	-	-	-	2,600
	Low	7,900	45,300	4,600	700	700	700	5,300	65,200
	Slight	11,800	137,800	25,600	11,800	2,000	4,600	7,900	201,500
	Mod	3,900	23,600	6,600	3,900	2,000	-	6,600	46,600
	High	-	1,300	-	-	-	-	-	1,300
	Total	23,600	210,600	36,800	16,400	4,700	5,300	19,800	317,200

Similarly the percentages and projected numbers of households registered in the MOSD social protection program per vulnerability category are listed in Table 11 below.

Table 11: Percentages and projected numbers of households in MOSD List in Gaza Strip per vulnerability categories

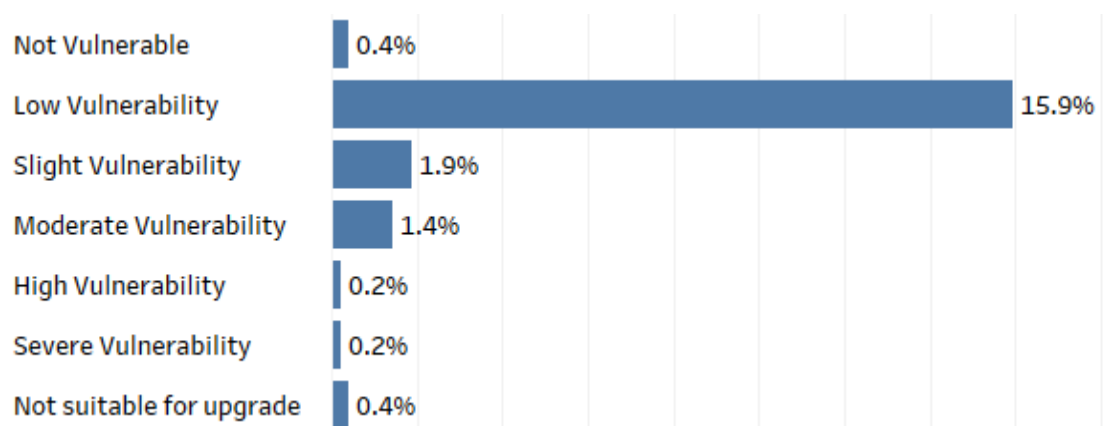
MOSD (Percentage)		Technical vulnerability							
Household vulnerability		Not Vul.	Low	Slight	Mod	High	Severe	Not suitable	Total
	Not Vulnerable	0.0	0.0	0.0	0.0	0.0	0.0	0.0	0.0
	Low	0.0	8.3	1.5	1.2	1.0	0.0	0.0	11.9
	Slight	2.2	31.9	9.5	6.6	2.2	1.0	0.0	53.3
	Mod	1.9	16.5	5.4	5.1	1.9	1.2	0.0	32.1
	High	0.0	1.7	0.2	0.0	0.2	0.5	0.0	2.7
	Total	4.1	58.4	16.5	12.9	5.4	2.7	0.0	100

MOSD (Projection)		Technical vulnerability							
Household vulnerability		Not Vul.	Low	Slight	Mod	High	Severe	Not suitable	Total
	Not Vulnerable	-	-	-	-	-	-	-	-
	Low	-	6,100	1,100	900	700	-	-	8,800
	Slight	1,600	23,600	7,000	4,900	1,600	700	-	39,400
	Mod	1,400	12,200	4,000	3,800	1,400	900	-	23,700
	High	-	1,300	200	-	200	400	-	2,100
	Total	3,000	43,200	12,300	9,600	3,900	2,000	-	74,000

#### Prevalence of substandard conditions at host community:

From the assessment 20.5% of the surveyed households were hosting IDPs either during 2014 and previous conflicts or natural disasters and currently (at time of survey). These shelters were categorized in relation to the degree of substandard conditions as shown in Figure 9 below:

Figure 9: Substandard conditions at host shelters



## CONCLUSIONS AND RECOMMENDATIONS

Different categories of shelter vulnerabilities exist in Gaza strip. This ranges from low to extreme vulnerabilities depending on the combination of household (social) and technical vulnerabilities.

More than 92% of the Gaza strip households possess some kind of shelter vulnerability, including 6.2% which are considered out of scope of the upgrading since it require reconstruction or relocation.

Although the majority of the substandard housing units are in the low and slight vulnerability categories, still 10.5% of the housing stock in Gaza (33,000) need shelter upgrade with a prioritized 24,000 households to receive shelter assistance.

The households registered in the MOSD social protection program have more social and technical vulnerabilities as well as combined shelter vulnerabilities. 96% of the list possess some kind of shelter vulnerability with 27% of the households in need to be prioritized for shelter assistance.

The substandard condition in the registered MOSD cases is 40% higher than in the general sample. This is related to their socioeconomic conditions and lack of sufficient capacities.

More than 20% of the available households in Gaza Strip were used to host IDPs at time of conflict or natural disasters. 12% of these units were found of moderate shelter vulnerability or higher, which means that they need shelter assistance as well and in this case this will enhance their potential preparedness for further emergencies.

## ANNEX1:

### ASSESSMENT FORM-SOCIO-ECONOMIC INFORMATION:

HOUSEHOLD COMPOSITION & DEMOGRAPHICS					تكوين وتركيبة الأسرة	
General family information معلومات عامة عن الأسرة						
1	No. of nuclear families in the household	عدد الأسر النووية بالوحدة السكنية				
2	Total number of people in the household	عدد الأفراد الكلي				
3	Head of Household رب الأسرة					
Name: الاسم						
	ID رقم الهوية	Age العمر	Sex الجنس	refugee status** حالة اللجوء	marital status *** الحالة الاجتماعية	special condition (select all that apply) **** ظروف خاصة – اختر كل ما ينطبق
4	Spouse الزوجة					
Name: الاسم						
	ID رقم الهوية	Age العمر	Sex الجنس	refugee status** حالة اللجوء	marital status *** الحالة الاجتماعية	special condition (select all that apply) **** ظروف خاصة – اختر كل ما ينطبق

\*\* 1. Refugee لاجئ, 2. Non refugee مواطن, 3. Married to non-refugee متزوج من مواطنة, 4. Unregistered refugee غير مسجل لاجئ, 5. Refugee from the region لاجئ من الاقليم  
 \*\*\* 1. Married متزوج, 2. Single أعزب, 3. Divorced مطلق, 4. Widowed أرملة, 5. Separated منفصلة, 6. Second wife زوجة أخرى, 7. Abandoned مهجورة  
 \*\*\*\* 1. Pregnant حامل, 2. Lactating مرضع, 3. Wheelchair user بكرسي متحرك, 4. Physical disability إعاقة بدنية, 5. Mental disability إعاقة ذهنية, 6. Serious Illness مرض خطير, 7. Other disabilities أخرى إعاقات, 8. University Student طالب جامعي

5 OTHER PERSONS LIVING IN THE HOUSING UNIT						
List in order of nuclear family. E.g. 1 <sup>st</sup> family: Head of household, spouse, and unmarried children, Other families: married children and their spouse and / or children, other persons and their spouse and/or children, other household members without spouses or children. اذكر بالترتيب للأسرة النووية: رب الأسرة، الزوجة، والأبناء غير المتزوجين. الأسر الأخرى: الأبناء المتزوجون وزوجاتهم وأطفالهم، أفراد الأسرة الآخرين بدون زوجات أو أطفال						
	relative status * حالة القرابة	Age العمر	Sex الجنس	refugee status** حالة اللجوء	marital status *** الحالة الاجتماعية	special condition (select all that apply) **** ظروف خاصة (اختر كل ما ينطبق)

\*1. Head رب الأسرة, 2. Spouse الزوجة, 3. Son/Daughter ابن/بنت, 4. Grand Child حفيد, 5. Parent أم/أب, 6. Parent in-law حمو، حمات, 7. Sibling أخ/أخت, 8. Grandparent الجد/الجدة, 9. Adopted Child متبنى, 10. Other relatives آقرباء آخريين, 11. Non-relative غير آقرباء, 12. Separated Child طفل منفصل, 13. Daughter in Law كنة, 14. Other (Specify) أخرى (حدد)  
 \*\* 1. Refugee لاجئ, 2. Non refugee مواطن, 3. Married to non-refugee متزوج من مواطنة, 4. Unregistered refugee غير مسجل لاجئ, 5. Refugee from the region لاجئ من الاقليم  
 \*\*\* 1. Married متزوج, 2. Single أعزب, 3. Divorced مطلق, 4. Widowed أرملة, 5. Separated منفصلة, 6. Second wife زوجة أخرى, 7. Abandoned مهجورة  
 \*\*\*\* 1. Pregnant حامل, 2. Lactating مرضع, 3. Wheelchair user بكرسي متحرك, 4. Physical disability إعاقة بدنية, 5. Mental disability إعاقة ذهنية, 6. Serious Illness مرض خطير, 7. Other disabilities أخرى إعاقات, 8. University Student طالب جامعي



Events that have affected the housing unit					
6	Level of damage suffered in the house where you lived in 2014 مستوي الدمار في المنزل الذي كنت تعيش في 2014	None (go to Q8)	لا يوجد (اذهب الي سوال رقم 8)	<input type="checkbox"/>	
		Minor	ضئيل	<input type="checkbox"/>	
		Major	كبير	<input type="checkbox"/>	
		Severe	شديد جدا	<input type="checkbox"/>	
		Totally destroyed	مدمر بالكامل	<input type="checkbox"/>	
7	Did you receive repair/reconstruction assistance after the 2014 war هل استلمت مساعدات ترميم/ اعادة اعمار بعد حرب 2014	YES, FULL	نعم، كامل	<input type="checkbox"/>	
		YES, PARTIAL	نعم، جزئي	<input type="checkbox"/>	
		YES, don't know if full or only partial	نعم، لا اعلم اذا كان كامل أو جزئي	<input type="checkbox"/>	
		NO, still waiting	لا، لا زلت أنتظر	<input type="checkbox"/>	
		NO, not eligible لا، غير مؤهل	Was a renter before war	كان مستأجر قبل الحرب	<input type="checkbox"/>
			Lived in Government housing, state or waqf land without a contract	كان يعيش في اسكان حكومي، ارض وقف أو أرض حكومية بدون عقد	<input type="checkbox"/>
			No damage	لا يوجد أضرار	<input type="checkbox"/>
Other	أخرى، حدد		<input type="checkbox"/>		
8	Have you been affected by other recent events? Select all that apply هل تأثرت بأحداث أخرى حديثة؟؟ (اختر كل ما يطابق)	2008 and/or 2012 war (damaged or destroyed)	2008 و/أو 2012 (أضرار أو دمار)	<input type="checkbox"/>	
		Flooded in winter storms	فيضانات في عواصف الشتاء	<input type="checkbox"/>	
9	Hosting History: Select all that apply تاريخ الاستضافة: اختر كل ما ينطبق	Currently Hosting IDPs	حاليا يستضيف نازحين داخليا	<input type="checkbox"/>	
		Hosted IDPs in 2014 conflict	استضاف نازحين داخليا في حرب 2014	<input type="checkbox"/>	
		Hosted IDPs in other conflicts or disasters	استضاف نازحين داخليا في حروب و كوارث أخرى	<input type="checkbox"/>	
10	Do you currently share the housing unit with others? هل تشارك حاليا وحدة السكن مع آخرين؟	no, only with own HH members	لا، فقط مع أفراد أسرتي	<input type="checkbox"/>	
		yes, with host family / or with IDPs	نعم، مع عائلة مضيفة/أو نازحين داخليا	<input type="checkbox"/>	
		yes, with other IDP families living here (e.g. multiple IDP families sharing a housing unit)	نعم، مع عدة عائلات نازحين داخليا يسكنون هنا (علي سبيل المثال، عدد من العائلات النازحين داخليا يشاركون نفس وحدة السكن)	<input type="checkbox"/>	
		yes, with others	نعم، مع آخرين .....	<input type="checkbox"/>	

TENANCY BEFORE THE WAR				
11	Ownership/Tenancy type of the house where you lived before the war in 2014 ملكية/نوع حيازة الوحدة السكنية حيث كنت تسكن قبل حرب 2014 ؟	Owner Occupier (Privately owned land and/ or housing unit)( with Tabo certificate under his/her name)	سكن ملك (ملكية خاصة أرض و/أو وحدة سكنية) (لديه شهادة تسجيل طابو باسمه)	<input type="checkbox"/>
		Owner Occupier (Privately owned land and/ or housing unit)( with any other ownership documents)	سكن ملك (ملكية خاصة أرض و/أو وحدة سكنية) (لديه وثائق ملكية أخرى)	<input type="checkbox"/>

		Owner Occupier (Privately owned land and/ or housing unit)( without ownership documents)	سكن ملك (ملكية خاصة أرض و/أو وحدة سكنية) (ليس لديه أية وثائق ملكية)	<input type="checkbox"/>	
		Right to benefit /occupy (e.g. refugee)	سكن الحق بالانتفاع (مثل اللاجئين)	<input type="checkbox"/>	
		Rented unit (have a written contract)	وحدة مستأجرة (لديه عقد مكتوب)	<input type="checkbox"/>	
		Rented unit (does not have contract)	وحدة مستأجرة (ليس لديه عقد)	<input type="checkbox"/>	
		Living without pay (e.g. in extended family accommodation)	سكن بدون دفع مقابل (مثل مسكن اسرة ممتدة)	<input type="checkbox"/>	
		Government housing unit (with valid contract)	وحدة سكن حكومية (عقد ساري المفعول)	<input type="checkbox"/>	
		Government housing unit (without valid contract)	وحدة سكن حكومية (عقد غير ساري المفعول)	<input type="checkbox"/>	
		Lived in land / building / unit without permission (squatting)	سكن في أرض/بناء/وحدة سكنية دون اذن (وضع يد)	<input type="checkbox"/>	
DISPLACEMENT					
12	Are you living in the same housing unit or in the same plot as before the 2014 war? هل تعيش في نفس الوحدة السكنية أو القطعة التي كنت عليها قبل حرب 2014 ؟	YES (go to 14)	نعم (اذهب الي سؤال 14)	<input type="checkbox"/>	
		If, NO where are you living now? اذا لا، اين تسكن الآن ؟	IDP short -term rental (have a written contract)	نازح داخلي، ايجار لفترة قصيرة (لديه عقد مكتوب)	<input type="checkbox"/>
			IDP short -term rental (do not have a written contract)	نازح داخلي، ايجار لفترة قصيرة (ليس لديه عقد مكتوب)	<input type="checkbox"/>
			IDP living with host family	نازح داخلي يعيش مع عائلة مضيفة	<input type="checkbox"/>
			IDP Living without pay (e.g. in extended family accommodation for short-term)	نازح داخلي، سكن دون مقابل (مثال، مسكن اسرة ممتدة لفترة قصيرة)	<input type="checkbox"/>
			IDP in Occupied land / building / unit without permission (squatting)	نازح داخلي، في أرض/بناء/وحدة سكنية دون اذن (وضع يد)	<input type="checkbox"/>
			IDP due to eviction by landlord for inability to pay rent	نازح داخلي بسبب الطرد من قبل المالك لعدم القدرة على دفع الايجار	<input type="checkbox"/>
			IDP due to eviction by local authorities	نازح داخلي بسبب الطرد من قبل السلطات المحلية	<input type="checkbox"/>
			IDP other	نازح داخلي، آخري .....	<input type="checkbox"/>

Displacement history			
13	In how many locations have you lived in the last 12 months? كم عدد الأماكن التي تنقلت خلالها في الـ 12 شهر الماضية؟	1 (Only in this location)	1 (فقط في هذا المكان) <input type="checkbox"/>
		2	2 <input type="checkbox"/>
		3 or more locations	3 أماكن أو أكثر <input type="checkbox"/>

CURRENT HOUSING UNIT					
14	type of housing unit currently living in: نوع وحدة السكن التي تعيش فيها حاليا		house	منزل	<input type="checkbox"/>
			apartment	شقة	<input type="checkbox"/>
			independent room	غرفة مستقلة	<input type="checkbox"/>
			Unit has asbestos roof	وحدة لديها سقف من الاسبست	<input type="checkbox"/>
			Units has metal roof	وحدة لديها سقف معدني (زينكو)	<input type="checkbox"/>
			Marginal shelter (corrugated metal, tent/plastic/canvas shelter, house with asbestos / zinc shelter)	مأوي هش ( معدن مموج، خيمة/بلاستيك/مأوي قماش، منزل من الاسبست، مأوي من الزينكو)	<input type="checkbox"/>
			Prefab/Transitional shelter	مأوي انتقالي/ وحدات جاهزة	<input type="checkbox"/>
			Non-residential unit (warehouse, commercial unit)	وحدة غير سكنية (مخزن/ وحدة تجارية)	<input type="checkbox"/>
			Other _____	أخرى، حدد .....	<input type="checkbox"/>
15	Availability and condition of assets توافر و حالة الممتلكات ؟	15a) Furniture الأثاث	Enough furniture and in good condition (mattresses, beds, tables, chairs)	أثاث كافي و بحالة جيدة (فرشات و حصر، أسرة، طاولات، كراسي)	<input type="checkbox"/>
			Insufficient furniture OR furniture in poor condition (mattresses, beds, tables, chairs)	أثاث غير كافي أو أثاث بحالة سيئة (فرشات و حصر، أسرة، طاولات، كراسي)	<input type="checkbox"/>
			No furniture OR in very bad condition (mattresses, tables, chairs)	لا يوجد أثاث أو أثاث بحالة سيئة جدا (فرشات و حصر، أسرة، طاولات، كراسي)	<input type="checkbox"/>
		15 b) Equipment الأدوات و المعدات	Has equipment in working condition (refrigerator, washing machine, gas cylinder, stove, television, etc.)	يوجد معدات في حالة صالحة للعمل (ثلاجة، غسالة، اسطوانة غاز، موقد، تلفزيون، وما إلى ذلك)	<input type="checkbox"/>
			Has basic equipment in working condition (refrigerator, washing machine, stove, gas cylinder)	يوجد معدات اساسية في حالة صالحة للعمل (ثلاجة، غسالة، اسطوانة غاز، موقد)	<input type="checkbox"/>
			No equipment OR not in working condition	لا يوجد معدات أو في حالة غير صالحة للعمل	<input type="checkbox"/>

Personal concerns with the housing unit		16a	16b		
16	16 a) What accommodation related concerns do you currently have (select all that apply) (أ) ما هي المخاوف المتعلقة بالسكن حالياً (اختر كل ما ينطبق)	The location is dangerous or exposed (e.g. inside the ARA, in flood areas, close to waste sites or waste water overflow)	موقع السكن في مكان مكشوف أو خطير علي سبيل المثال (منطقة حدودية، منطقة فيضانات، بالقرب من مواقع نفايات، أو مواقع مياه عادمة	<input type="checkbox"/>	<input type="checkbox"/>
		Exposed to rain (holes / rain leakage from windows, walls or roof)	يتعرض للمطر (ثقوب / تسرب المطر من النوافذ و الجدران أو السقف)	<input type="checkbox"/>	<input type="checkbox"/>
		Hot in summer / Cold / difficult to heat / use indoor fires for heat	حار في الصيف/ بارد في الشتاء/ من الصعب تدفئته/ يستخدم مدفئات داخلية للتدفئة	<input type="checkbox"/>	<input type="checkbox"/>
		Poorly ventilated / bad smells	سوء تهوية/ روائح كريهة	<input type="checkbox"/>	<input type="checkbox"/>
		Dark and gloomy	مظلم و كئيب	<input type="checkbox"/>	<input type="checkbox"/>
	16 b) What are you 3 top priorities? (ب) ما هي أهم 3 أولويات لديك متعلقة بالسكن الحالي ؟	Humid, damp or mouldy	رطوبة، رطب و عفن	<input type="checkbox"/>	<input type="checkbox"/>
		Lack of or bad condition of kitchen	عدم وجود مطبخ أو مطبخ بحالة سيئة	<input type="checkbox"/>	<input type="checkbox"/>
		Lack of or bad condition of toilet/shower	عدم وجود حمام/دش أو حمام/دش بحالة سيئة	<input type="checkbox"/>	<input type="checkbox"/>
		Overcrowded / no separation or privacy for sleeping or changing	مكتظ/ لا يوجد فصل أو خصوصية في أماكن النوم أو تغيير الملابس	<input type="checkbox"/>	<input type="checkbox"/>
		Unsafe or unsecure environment e.g. for children, vulnerable members, or others. (Risk of falling from balconies, stairs, or roofs, risk of fires, unsecure doors, etc.)	بيئة غير آمنة. للأطفال أو الافراد الضعفاء أو غيرهم علي سبيل المثال (خطر السقوط من الشرفات، السلالم أو الأسقف، خطر الحرائق، أبواب غير آمنة، و ما الي ذلك .....)	<input type="checkbox"/>	<input type="checkbox"/>

	HARDSHIP			
17	Employment or income support (by MoSa, UNRWA, WFP) - anyone in the household Registered Hardship case by MoSa, UNRWA and/or WFP حالة العمل والمساعدات من قبل وزارة التنمية الاجتماعية أو برنامج الغذاء العالمي- أي شخص في الأسرة	Permanent employed (professional)	عمل دائم (مهني)	<input type="checkbox"/>
		Permanent employed (unskilled)	عمل دائم (عامل غير ماهر)	<input type="checkbox"/>
		Temporary employment (skilled)	عمل مؤقت (عامل ماهر)	<input type="checkbox"/>
		Temporary employment (unskilled)	عمل مؤقت (عامل غير ماهر)	<input type="checkbox"/>
		Unpredictable employment/daily labour	عمل متقطع / عمل يومي	<input type="checkbox"/>
		Self-employment	عمل خاص	<input type="checkbox"/>
		Receives UNRWA/MOSD/WFP food assistance only	يستلم مساعدات غذائية فقط/ الأونروا أو وزارة التنمية الاجتماعية أو برنامج الغذاء العالمي	<input type="checkbox"/>
		MOSD/UNRWA hardship case - currently receives assistance	مسجل كحالة صعبة لدى الأونروا أو الوزارة ويستلم مساعدات	<input type="checkbox"/>
		MOSD/UNRWA hardship case - but does not receive assistance	مسجل كحالة صعبة لدى الأونروا أو الوزارة ولا يستلم مساعدات	<input type="checkbox"/>
		No form of income	لا يوجد أي مصدر دخل	<input type="checkbox"/>



COPING STRATEGIES			
18	Which of the following mechanisms were used by your household in the last 12 months due to lack of money? أي من الآليات التالية استخدمت من قبل أسرتك خلال الـ 12 شهرا الماضية بسبب نقص المال؟	none	لا يوجد <input type="checkbox"/>
		Share costs with hosts or other IDPs living with you OR Regrouping of family members	تقاسم التكاليف مع المضيفين أو النازحين الآخرين الذين يعيشون معك أو إعادة تجميع أفراد الأسرة <input type="checkbox"/>
		Receive assistance from family members / friends outside the household	تلقي المساعدة من أفراد الأسرة / الأصدقاء خارج الأسرة <input type="checkbox"/>
		Spend past savings	إنفاق المدخرات السابقة <input type="checkbox"/>
		Accumulate debt	تراكم الديون <input type="checkbox"/>
		Worked for shelter (working in exchange for a place to stay/sleep)	العمل مقابل المأوى (العمل مقابل الحصول على مكان للإقامة / النوم) <input type="checkbox"/>
		Stop paying water or electricity bills	عدم دفع فواتير المياه والكهرباء <input type="checkbox"/>
		Stop paying shelter related expenses (rent, lease, loans)	عدم دفع النفقات المتعلقة بالمأوى (الإيجار، الرسوم، القروض) <input type="checkbox"/>
		Change place of residence	تغيير مكان الإقامة <input type="checkbox"/>
		Sell household assets (refrigerator, gas cylinder, stove, furniture and fittings, windows, etc.)	بيع الممتلكات المنزلية (الثلاجة، اسطوانة الغاز، موقد، الأثاث والتجهيزات، والنوافذ، وما إلى ذلك) <input type="checkbox"/>
		Sell productive assets (motorbike, cart, tools, sewing machines, other machinery or equipment, etc.)	بيع الممتلكات المنتجة (دراجة نارية، عربة، والأدوات، وآلات الخياطة، والآلات والمعدات الأخرى، وما إلى ذلك) <input type="checkbox"/>
		Received support from strangers (begging)	تلقي المساعدة من الغرباء (التسول) <input type="checkbox"/>
		Children had to work/beg (for food, or cash)	دفع الأطفال للعمل/التسول للحصول على الطعام/المال <input type="checkbox"/>
		Resorting to dangerous or undesirable work	اللجوء الي القيام بأعمال خطيرة أو غير مرغوب بها <input type="checkbox"/>

**TABLE A1.1: SOCIO-ECONOMIC DATA ANALYSIS:**

Q#	Question	Category	MTIT Sample 483 representing 317,000 HH in Gaza Strip			MOSD Sample, 411 representing 74,000 Hardship Cases registered		
			Cou nt	%	Projection	Count	%	Projection
General family information								
1	No. of nuclear families in the household	1	370	76.6	242,836	312	75.9	56,175
		2	100	20.7	65,631	75	18.2	13,504
		>=3	13	2.7	8,532	24	5.8	4,321
2	Average number of people in the household		6.4			7.0		
Events that have affected the housing unit								
6	Level of damage suffered in the house where you lived in 2014	None	147	30.4	96,478	108	26.3	19,445
		Minor	263	54.5	172,611	230	56.0	41,411
		Major	40	8.3	26,253	42	10.2	7,562
		Severe	14	2.9	9,188	7	1.7	1,260
		Totally destroyed	19	3.9	12,470	24	5.8	4,321
7	Did you receive repair/reconstruction assistance after the 2014 war	YES, FULL	95	19.7	62,350	88	21.4	15,844
		YES, PARTIAL	46	9.5	30,190	39	9.5	7,022
		YES, don't know if full or only partial	1	0.2	656	3	0.7	540
		NO, still waiting	143	29.6	93,853	124	30.2	22,326
		NO, not eligible	51	10.6	33,472	49	11.9	8,822
8	Have you been affected by other recent events? Select all that apply	2008 and/or 2012 war (damaged or destroyed)	40	8.3	26,253	104	25.3	18,725
		Flooded in winter storms	77	15.9	50,536	96	23.4	17,285
		Both	128	26.5	84,008	34	8.3	6,122

Q#	Question	Category	MTIT Sample 483 representing 317,000 HH in Gaza Strip			MOSD Sample, 411 representing 74,000 Hardship Cases registered		
			Cou nt	%	Projection	Count	%	Projection
Hosting History								
9	Hosting History: Select all that apply	Currently Hosting IDPs	16	3.3	10,501	25	6.1	4,501
		Hosted IDPs in 2014 conflict	80	16.6	52,505	78	19.0	14,044
		Hosted IDPs in other conflicts or disasters	3	0.6	1,969	6	1.5	1,080
10	Do you currently share the housing unit with others?	no, only with own HH members	447	92.5	293,373	380	92.5	68,418
		yes, with host family / or with IDPs	21	4.3	13,783	21	5.1	3,781
		yes, with other IDP families living here (e.g. multiple IDP families sharing a housing unit)	1	0.2	656	3	0.7	540
		yes, with others	14	2.9	9,188	7	1.7	1,260
Tenancy before the conflict								
11	Tenancy type of the house where you lived before the war in 2014	Owner Occupier (Privately owned land and/ or housing unit) without ownership documents	74	15.3	48,567	44	10.7	7,922
		Owner Occupier (Privately owned land and/ or housing unit with any other ownership documents)	58	12.0	38,066	46	11.2	8,282
		Owner Occupier (Privately owned land and/ or housing unit with tabo certificate under his/her name)	244	50.5	160,141	229	55.7	41,231
		Rented unit (have a written contract)	18	3.7	11,814	19	4.6	3,421
		Rented unit (does not have contract)	11	2.3	7,219	10	2.4	1,800

Q#	Question	Category	MTIT Sample 483 representing 317,000 HH in Gaza Strip			MOSD Sample, 411 representing 74,000 Hardship Cases registered		
			Cou nt	%	Projection	Count	%	Projection
		Right to benefit /occupy (e.g. refugee)	3	0.6	1,969	6	1.5	1,080
		Living without pay (e.g. in extended family accommodation)	68	14.1	44,629	49	11.9	8,822
		Government housing unit (with valid contract)	1	0.2	656	0	0.0	-
		Government housing unit (without valid contract)	2	0.4	1,313	2	0.5	360
		Lived in land / building / unit without permission (squatting)	4	0.8	2,625	6	1.5	1,080
		Displacement						
12	Are you living in the same housing unit or in the same plot as before the 2014 war?	yes	446	92.3	292,716	379	92.2	68,238
		IDP short -term rental (have a written contract)	13	2.7	8,532	15	3.6	2,701
		IDP short -term rental (do not have a written contract)	5	1.0	3,282	3	0.7	540
		IDP living with host family	3	0.6	1,969	3	0.7	540
		IDP due to eviction by landlord for inability to pay rent	1	0.2	656	0	0.0	-
		IDP Living without pay (e.g. in extended family accommodation for short-term)	4	0.8	2,625	4	1.0	720
		IDP due to eviction by Local authorities	2	0.4	1,313	0	0.0	-
		IDP in Occupied land / building / unit without permission (squatting)	1	0.2	656	0	0.0	-



Q#	Question	Category	MTIT Sample 483 representing 317,000 HH in Gaza Strip			MOSD Sample, 411 representing 74,000 Hardship Cases registered		
			Cou nt	%	Projection	Count	%	Projection
		IDP other	8	1.7	5,251	7	1.7	1,260
Current Housing Unit								
14	type of housing unit currently living in:	house	139	28.8	91,228	169	41.1	30,428
		apartment	289	59.8	189,675	171	41.6	30,788
		independent room	11	2.3	7,219	13	3.2	2,341
		Unit has asbestos roof	22	4.6	14,439	30	7.3	5,401
		Units has metal roof	18	3.7	11,814	16	3.9	2,881
		Marginal shelter (corrugated metal, tent/plastic/canv as shelter, house with asbestos / zinc shelter)	4	0.8	2,625	7	1.7	1,260
		Prefab/Transitio nal shelter	0	0.0	-	3	0.7	540
		Non-residential unit (warehouse, commercial unit)	0	0.0	-	1	0.2	180
		Other	0	0.0	-	1	0.2	180
Availability and condition of assets								
15	Availability and condition of Furniture	Enough furniture and in good condition (mattresses, beds, tables, chairs)	143	29.6	93,853	80	19.5	14,404
		Insufficient furniture OR furniture in poor condition (mattresses, beds, tables, chairs)	212	43.9	139,139	170	41.4	30,608

Q#	Question	Category	MTIT Sample 483 representing 317,000 HH in Gaza Strip			MOSD Sample, 411 representing 74,000 Hardship Cases registered		
			Count	%	Projection	Count	%	Projection
		No furniture OR in very bad condition (mattresses, tables, chairs)	128	26.5	84,008	161	39.2	28,988
		Has equipment in working condition (refrigerator, washing machine, gas cylinder, stove, television, etc.)	145	30.0	95,166	83	20.2	14,944
		Has basic equipment in working condition (refrigerator, washing machine, stove, gas cylinder)	202	41.8	132,576	156	38.0	28,088
	Availability and condition of Equipment	No equipment OR not in working condition	136	28.2	89,259	172	41.8	30,968
Personal concerns with the housing unit								
	Poorly ventilated / bad smells		107	22.2	70,226	135	32.8	24,307
	Humid, damp or mouldy		199	41.2	130,607	163	39.7	29,348
	Dark and gloomy		152	31.5	99,760	148	36.0	26,647
	Unsafe or unsecure environment e.g. for children, vulnerable members, or others.		72	14.9	47,255	62	15.1	11,163
	Lack of or bad condition of toilet/shower		118	24.4	77,445	134	32.6	24,127
	Hot in summer / Cold / difficult to heat / use indoor fires for heat		274	56.7	179,830	243	59.1	43,752
	Lack of or bad condition of kitchen		128	26.5	84,008	150	36.5	27,007
	Exposed to rain (holes / rain leakage from windows, walls or roof)		222	46.0	145,702	186	45.3	33,489

Q#	Question	Category	MTIT Sample 483 representing 317,000 HH in Gaza Strip			MOSD Sample, 411 representing 74,000 Hardship Cases registered		
			Count	%	Projection	Count	%	Projection
	The location is dangerous or exposed (e.g. inside the ARA, in flood areas, close to waste sites or waste water overflow)		106	21.9	69,569	126	30.7	22,686
	Overcrowded / no separation or privacy for sleeping or changing		111	23.0	72,851	127	30.9	22,866
Type of Employment/Income								
	MOSD/UNRWA hardship case - but does not receive assistance		0	0.0	-	2	0.5	360
	Unpredictable employment/daily labour		22	4.6	14,439	4	1.0	720
	Temporary employment (unskilled)		13	2.7	8,532	2	0.5	360
	Temporary employment (skilled)		10	2.1	6,563	7	1.7	1,260
	Permanent employed (unskilled)		12	2.5	7,876	1	0.2	180
	Receives UNRWA/MOSD/WFP food assistance only		107	22.2	70,226	109	26.5	19,625
	No form of income		109	22.6	71,538	53	12.9	9,543
	Permanent employed (professional)		76	15.7	49,880	2	0.5	360
	Self-employment		2	0.4	1,313	1	0.2	180
	MOSD/UNRWA hardship case - currently receives assistance		17	3.5	11,157	78	19.0	14,044
	multiple answers		115	23.8	75,476	152	37.0	27,367

## TECHNICAL ASSESSMENT DATA COLLECTION FORM

### نموذج تقييم البيانات التقنية

--	--	--	--	--	--	--	--	--	--

اسم رب الأسرة: \_\_\_\_\_ رقم الهوية: \_\_\_\_\_

Governorate المحافظة	Municipality البلدية	Neighborhood الحي
Address العنوان		
Size of the house (m2) مساحة المنزل (م2)	Number of rooms عدد الغرف	
Preliminary questions أسئلة أولية Answer yes/no أو لا أجب بنعم أو لا		
Is the housing unit structurally safe? هل المنزل آمن إنشائياً ؟		YES نعم
Is the housing unit appropriate for upgrading? هل المنزل مناسب للترقية ؟		NO لا

#### Guidance and comments

- If the house meets the standard as described, answer YES. If the housing unit DOES NOT meet the standard, answer NO. If *any* part of the criteria is not met, the standard has not been met.  
إذا حقق المنزل المعايير الموضحة أجب بـ "نعم". إذا لم يحقق المعايير أجب بـ "لا"، وإذا لم يتحقق أي جزء من المعيار أجب بـ "لا".

#### Technical requirements (Minimum standards for repair and upgrades)

الاشتراطات الفنية ( معايير الحد الأدنى للترميم والترقية )

الهدف	الحد الأدنى من المتطلبات التقنية	Yes نعم	No لا	ملاحظات
التعرض للأخطار والمخاطر				
Locations risk is assessed and mitigated where possible تقييم مواقع المخاطر والتخفيف قدر الإمكان	1 The housing unit is located in a safe location away from hazards and security risks: Outside the ARA, Outside flood prone area, Away from waste sites or waste water overflow. الوحدة السكنية تقع في مكان آمن بعيداً عن الإخطار والمخاطر الأمنية: خارج المناطق محددة التنقل (الحدودية)، خارج المنطقة المعرضة للفيضانات، بعيداً عن مواقع النفايات أو الصرف الصحي .	<input type="checkbox"/>	<input type="checkbox"/>	This measures exposure to risks and hazards. It is not possible to address in the upgrade, however constitutes shelter vulnerability. يقيس التعرض للأخطار والمخاطر. إنه ليس من الممكن استهدافها في الترقية، ومع ذلك يشكل ضعف وهشاشة المأوى.
Stairs, balconies and roof terraces (including common spaces in apartment or multi-unit buildings)				
Risks of injury is reduced in stairs, balconies and roof terraces for children and adults تقليل مخاطر الإصابة في الدرج والشرفات والأسطح للأطفال والكبار	2 Stair shafts, balconies, and/or roof connected to stairs have a stable parapet min 80cm (1m recommended) to prevent children and adults from falling (including common stairs in apartment buildings) وجود درابزين حماية ثابت في شواطح الأدراج والشرفات، والأسطح المتصلة بالدرج بارتفاع 80 سم على الأقل (يفضل 1 م) لمنع الأطفال والكبار من السقوط (بما في ذلك السلالم المشتركة في العمارات السكنية)	<input type="checkbox"/>	<input type="checkbox"/>	Concrete or Cement block wall preferred, but other materials may be acceptable if they are stable and well secured يفضل جدار من الخرسانة أو الطوب الاسمنتية، ولكن مواد أخرى قد تكون مقبولة إذا كانت مستقرة ومحكمة جيداً
External and internal doors				

<p>Safety is improved by providing a solid and lockable external door , and residents have minimum level of privacy for changing, sleeping or personal hygiene</p> <p>تحسين السلامة بتوفير باب خارجي صلب وقابل للقفل، وتوفير الحد الأدنى من الخصوصية لتغيير الملابس أو النوم أو النظافة الشخصية</p>	3	<p>Solid and lockable entrance door into the housing unit with head clearance height of minimum 180cm (2m recommended)</p> <p>باب المدخل صلب وقابل للقفل في الوحدة السكنية، لا يقل الارتفاع الصافي عن 180 سم ( يوصى ب 2 م )</p>	<input type="checkbox"/>	<input type="checkbox"/>	<p>Solid wood door minimum 4cm thick OR Metal profile door frame minimum 3cm thick, with minimum 1 insert panel 3mm thick</p> <p>باب صلب من الخشب بسمك 4سم كحد أدنى أو من الحديد بإطار عرض 3 سم وسمك 3 ملم كحد أدنى</p>
	4	<p>Solid lockable doors into toilet/shower</p> <p>باب صلب قابل للغلق بالحمّام و دورة المياه</p>	<input type="checkbox"/>	<input type="checkbox"/>	
	5	<p>At least one room/bedroom with solid lockable door</p> <p>غرفة واحدة على الأقل له باب قابل للغلق</p>	<input type="checkbox"/>	<input type="checkbox"/>	
<b>Ventilation / Windows</b>					
<p>Openings allow for adequate natural light into habitable rooms (living rooms, bedrooms, kitchen, bathroom and toilet) of the house unit</p> <p>تسمح الفتحات بالانارة الطبيعية بشكل كاف لجميع الغرف المأهولة (غرف المعيشة، غرف النوم، المطبخ، الحمام ودورة المياه)</p>	6	<p>Natural light opening area per habitable room is minimum 10% of floor area.</p> <p>مساحة الفتحات لا تقل عن 10% من المساحة المسطحة للغرفة المأهولة</p>	<input type="checkbox"/>	<input type="checkbox"/>	<p>To calculate add the area of available windows, and translucent roof panels to allow natural light, and any internal wall openings to bring light from one room to another. Divide this by the area of the room. E.g. 1m<sup>2</sup> of natural light / 15m<sup>2</sup> room = 7% = below minimum.</p> <p>طريقة الحساب: اجمع مساحات النوافذ الموجودة وشرائح الأسقف شبه الشفافة (ان وجدت)، وأي فتحات بالحوائط الداخلية التي تسمح بدخول الانارة من الغرف الأخرى ويتم قسمتها على مساحة الغرفة. مثال: 1م<sup>2</sup> من الانارة الطبيعية / 15 م<sup>2</sup> مسطح الغرفة = 7%، وهذه أقل من الحد الأدنى</p>
<p>Openings allow for adequate ventilation into habitable rooms (living rooms, bedrooms, kitchen, bathroom and toilet) of the house unit</p> <p>تسمح الفتحات بالتهوية بدرجة كافية للغرف المأهولة (غرف المعيشة، غرف النوم، المطبخ، الحمام، ودورة المياه)</p>	7	<p>Ventilation openings per habitable room of a minimum 5% of floor area.</p> <p>مساحة فتحات التهوية تسوي 5% من مساحة مسطح الغرفة</p>	<input type="checkbox"/>	<input type="checkbox"/>	<p>To calculate add the area of ventilation openings (closable or permanent) which opens directly into external air including openable windows, ventilation grill or louvers, air bricks, or any door that opens directly into the outside. Mechanical ventilation may be an option where other openings are not feasible. Divide this by the area of the room. E.g. 1m<sup>2</sup> of ventilation / 15m<sup>2</sup> room = 7% = above minimum. If rooms differ, take the average for the house overall and note rooms which require improvement.</p> <p>طريقة الحساب: اجمع مساحة كافة فتحات التهوية ( القابلة للغلق أو الدائمة) والتي تفتح على الفضاء الخارجي، شبك التهوية ، شرائح الشبائيك، وأي أبواب تفتح للخارج. التهوية الميكانيكية قد تكون أحد الخيارات الممكنة. يتم قسمة مجموع المساحات على مساحة مسطح الغرفة. مثال: 1 م<sup>2</sup> من الفتحات/ 15 م<sup>2</sup> مسطح= 7% أي أعلى من الحد الأدنى وبالتالي لا داعي للترقية. إذا كان هناك اختلاف بين الغرف يمكن أخذ المعدل مع مراعاة تحديد الغرف التي بحاجة الى تحسين.</p>

Wall openings allow protection from water and wind فتحات الحوائط توفر حماية من تسرب المياه والهواء	8	All window units are sealed from rain, water, and wind, and have solid panels (glass, polycarbonate sheet or equivalent) جميع الشبائيك محكمة ولا تسمح بتسرب مياه المطر والرياح. كما أنها تحتوي على ألواح صلبة من الزجاج أو الفيبر أو مايعادلها.	<input type="checkbox"/>	<input type="checkbox"/>	Existing/damaged windows can be reused if the frame and panel are repaired to ensure no gaps or leakage. يمكن اصلاح الأجزاء المتضررة من النوافذ وإعادة استخدام الاطار والألواح واصلاحها بحيث تغلق كل الفتحات وتمنع التسريب
<b>Roof and walls</b>					
Roof and walls protect the residents from harsh weather السقف والحوائط تحمي السكان من العوامل الجوية الصعبة	9	All walls to exterior are free from cracks or holes, closed with cement materials جميع الفتحات والثقوب في الحوائط الخارجية مغلقة بمادة اسمنتية	<input type="checkbox"/>	<input type="checkbox"/>	
	10	At minimum one room in the housing unit has roof insulated against heat and cold كحد أدنى توجد غرفة واحدة سقفاها قادر على العزل الحراري ضد الحر والبرد	<input type="checkbox"/>	<input type="checkbox"/>	To reduce safety and health risks caused by the use of indoor fires to heat spaces. For heat: may increase roof height (for non-concrete roofs), or add ventilation openings with wire mesh, or cover the roof with light reflecting sheets, or cover the roof with shading net. For cold: use insulating roofing materials, or install false ceiling (timber, gypsum), or thermal fabric. Any combination of the above is acceptable. لتخفيف مخاطر السلامة والصحة التي تسببها المواقد الداخلية المستخدمة بالتدفئة: يمكن زيادة ارتفاع السقف (في حال الأسقف غير الخرسانية) أو إضافة فتحات تهوية مع شبك أو تغطية السقف بمواد عاكسة أو شبك تظليل. في حالة البرد: استخدام مواد عزل الأسقف أو تثبيت سقف مستعار (من الخشب أو الجبس)، أو صوف حراري. أي تركيبة مما ورد أعلاه تكون مقبولة.
	11	Housing unit roof is sealed and there are no leaks سقف المنزل معزول ومحكم بحيث لا يوجد تسريب لمياه المطر	<input type="checkbox"/>	<input type="checkbox"/>	If replacing roof and possible to increase the height ensure a minimum 2.4m head clearance. The repair, removal, and/ disposal of asbestos sheet should not be implemented as self-help. Asbestos sheets must only be handled by trained personnel with protective equipment and a safe disposal plan. Wherever possible replace asbestos roofs with non-toxic materials. See additional cluster guidance on handling of asbestos. عند استبدال الأسقف أو تعليتها يجب التأكد من أن ارتفاع السقف الصافي لا يقل عن 2,4 م. يجب ألا يتم اصلاح وإزالة والتخلص من الأسبست من خلال برامج المساعدة الذاتية، وإنما فقط من خلال أشخاص مؤهلين ومدربين مع معدات وقاية مناسبة وخطه ازالة آمنة. حيثما أمكن يجب استبدال أسقف الأسبست بمواد غير ضارة. انظر الدليل الاضافي للتعامل مع الأسبست.



Internal wall and floor surfaces الأسقف والحوائط الداخلية					
Floors and walls are smooth and cleanable to prevent disease الأرضيات والجدران ناعمة وقابلة للتنظيف للوقاية من الأمراض	12	Cleanable and level floor and walls in all spaces (smooth concrete screed or plaster as minimum) الأرضيات والحوائط مستوية وقابلة للتنظيف (مدة خرسانية للأرضيات)، وقصارة الحوائط الخارجية من الداخل	<input type="checkbox"/>	<input type="checkbox"/>	Other internal walls may be finished with one layer Tyrolean coat according to available budget. يمكن قصارة باقي الحوائط الداخلية بطبقة من المونة الاسمنتية لتغطية الثقوب وفواصل البلوك حسب الميزانية المتاحة
	13	All floors are sealed around the edges to prevent insects and rodents حواف جميع الأرضيات مغلقة لمنع الحشرات والقوارض	<input type="checkbox"/>	<input type="checkbox"/>	
Water supply الإمداد بالمياه					
Residents have access to water supply for domestic use and drinking water, and safe storage facilities المقيمين لديهم امكانية الوصول لمصادر المياه للاستخدام المنزلي والشرب وأماكن تخزين آمنة	14	The housing unit is connected to municipal water network where it is available. If no municipal water connection, it has a safe closed-fitting system الوحدة السكنية متصلة بشبكة المياه البلدية في حال توفرها، أو وجود نظام محكم آمن للمياه في حال عدم توفر شبكة البلدية	<input type="checkbox"/>	<input type="checkbox"/>	Closed fitting system is installed to prevent from contamination if water is purchased يتم تركيب نظام مغلق لمنع التلوث في حال شراء المياه
	15	Minimum 3 water sources in the housing unit (1 in kitchen sink, 1 hand wash basin in toilet, and 1 shower mixer). All must have sewage network connection and be functioning and free from leaks يتوفر على الأقل 3 مصادر للمياه في الوحدة السكنية ( 1 في حوض المطبخ، 1 في مغسلة دورة المياه، و خلط الدوش)	<input type="checkbox"/>	<input type="checkbox"/>	If possible, at least one water source in the housing unit has hot and cold water إذا أمكن، توفير مصدر مياه ساخنة وباردة واحد على الأقل في الوحدة السكنية
	16	At minimum 1 functioning 1000L water tank كحد أدنى يوجد خزان مياه سعة 1000 لتر	<input type="checkbox"/>	<input type="checkbox"/>	It is understood that considering the lack of reliable water supply, water storage capacity should be 50L / person / day for approx. 4 days. For a family of 6 = 1,200. As a minimum 1,000 L tank is required. (This may be decreased to 500L if the family size is <3 ppl). من المفهوم نظراً للنقص في مصادر المياه يجب توفير مخزون مياه بحجم 50 لتر للشخص في اليوم لمدة 4 أيام تقريباً، وتعادل 1200 لتر للأسرة المكونة من 6 أشخاص. وكحد أدنى خزان سعة 1000 لتر ويمكن تخفيض الكمية الى 500 لتر للأسرة المكونة من 3 أشخاص فأقل.
	17	1 Drinking Water Tank of 200L with faucet, and drainage valve, stored in a safe location away from contamination elements (e.g. shaded area, on a base not on the ground) and has a safe closed-fitting system يوجد خزان مياه الشرب سعة 200 لتر مع صنبور ، وصمام التصريف، وموجود في مكان آمن بعيداً عن التلوث ( مثل منطقة مظلة ، على قاعدة لا على الأرض) مع وجود نظام مغلق آمن	<input type="checkbox"/>	<input type="checkbox"/>	
Kitchen المطبخ					
Kitchen provides a hygienic space for preparing and storing food, and for cooking المطبخ يوفر مساحة صحية لإعداد وتخزين المواد الغذائية، والطبخ	18	Housing unit has 1 kitchen (inside or outside) and it is separated from toilet by solid wall تحتوي الوحدة السكنية على مطبخ واحد (داخل أو خارج الوحدة) منفصل عن دورة المياه بجدار صلب	<input type="checkbox"/>	<input type="checkbox"/>	Kitchen may be located inside the house unit or outside the unit based on household preferences قد يقع المطبخ داخل الوحدة السكنية أو خارجها حسب تفضيلات الأسرة.



	19	Kitchen with adequate space of minimum 3m2, with solid and cleanable preparation counter and sink مطبخ مع مساحة كافية كحد أدنى 3 م 2، مع طاولاة اعداد صلبة وقابلة للتنظيف (مجلى) وحوض	<input type="checkbox"/>	<input type="checkbox"/>	Based on counter length of 2m, depth of 60cm, and 90cm space in front of counter for safe food preparation, may be fulfilled through different counter dimensions as long as space requirement is met and the environment is safe. استناداً إلى مجلى طول 2 م، عمق 60 سم، ومسافة 90 سم أمام المجلى لإعداد الأغذية بشكل آمن، يجوز وجود أبعاد مختلفة أخرى طالما تفي بشرط المساحة الكلية والبيئة الآمنة
<b>Toilets and showers دورات المياه والحمامات</b>					
All residents have safe and private access to clean bathing and toilet facilities to exercise good personal hygiene at all times, day and night جميع المقيمين بإمكانهم الوصول الخاص والأمن لمرافق الاستحمام والنظيفة والمرحاض لممارسة النظافة الشخصية في جميع الأوقات، ليلاً ونهاراً	20	Minimum 1 toilet and shower/bathing space per housing unit of minimum 3.5 to 4m2, trapped and vented to the outside, and connected to public sewage system, or to private sewage disposal system (e.g. cesspit, septic tank) كحد أدنى يوجد مرحاض ودش/الاستحمام في الوحدة السكنية بمساحة 3.5 إلى 4 م 2، مع تهوية للخارج، ومتصل بشبكة الصرف الصحي العامة، أو إلى نظام المجاري الخاصة (مثل حفر الامتصاص وآبار الصرف الصحي)	<input type="checkbox"/>	<input type="checkbox"/>	Shower and toilet space may be combined. Porcelain squat toilet pan, or western toilet according to preference ويمكن الجمع بين مساحة الدش والمرحاض. مرحاض عربي، أو غربي وفقاً لتفضيل المستفيد
	21	Toilet with flushing system has no marks of leakage, with openable window or a mechanical ventilation system لا توجد علامات تسرب مياه في المرحاض والشطاف، مع وجود نافذة قابلة للفتح أو نظام تهوية ميكانيكي	<input type="checkbox"/>	<input type="checkbox"/>	
	22	Toilet/shower floors are tiled with non-slip tiles. Shower walls are tiled to minimum 160cm height. All other non-tiled walls have minimum 1 layer of plaster or Tyrolean coat أرضيات المرحاض /الدش مبلطة ببلاط غير قابل للانزلاق، حوائط منطقة الدش مبلطة ببلاط سيراميك لارتفاع 160 سم. جميع الحوائط الأخرى بالحمام مغطاة بطبقة قصارة أو رشقة على الأقل.	<input type="checkbox"/>	<input type="checkbox"/>	
<b>Covered living space and bedrooms المساحة المعيشية المغطاة وغرف النوم</b>					
Housing unit provides sufficient space and rooms per person توفر الوحدة السكنية مساحة كافية لكل شخص	23	Minimum 5.5 m2 of covered space per person including circulation, kitchen, bathroom and toilet facilities. To calculate, add the complete covered floor area of the housing unit and divide by the number of people in the household. E.g. floor area of 30m2 / 6 persons = 5m2 per person = below minim يوجد مساحة مغطاة للشخص كحد أدنى 5.5 م 2 بما في ذلك الممرات، الغرف، المطبخ والحمام والمرحاض. لحساب ذلك يتم جمع المساحات المغطاة بالوحدة السكنية وقسمتها على عدد الأشخاص في الأسرة. مثلاً مساحة 30 م 2 / 6 أشخاص = 5 م 2 للشخص الواحد = أقل من الحد الأدنى	<input type="checkbox"/>	<input type="checkbox"/>	If Minimum is not achievable due to space constraints, take mitigation measures including: internal separations, adding covered living space outside (canopy, shading area, and balcony, etc.). Complete the works and refer to MoSA إذا لم يتحقق الحد الأدنى بسبب ضيق المساحة، يمكن اتخاذ تدابير التخفيف، بما في ذلك: الفواصل الداخلية، و تغطية مساحات المعيشة الخارجية (المعرشات، والشرفات، إلخ). واستكمال الأعمال ومن ثم إحالة الحالة الى وزارة الشؤون الاجتماعية
	24	Maximum of 2 persons per room. To calculate divide the total number of persons in the household by the number of rooms (room=covered space of 4m2 or more, not including toilets, showers or kitchen). E.g. 12 persons / 3 rooms = 4 = overcrowded عدد الأفراد بالغرفة الواحدة 2 كحد أقصى، لحساب ذلك اقسم عدد الأفراد الكلي على عدد الغرف (الغرفة = مساحة مغطاة من 4م 2 فأعلى ولا تشمل الدورة، الحمام، المطبخ)	<input type="checkbox"/>	<input type="checkbox"/>	if there are more than 2 persons per room, complete the works and refer household to MoSA إذا كان هناك أكثر من شخصين في الغرفة الواحدة وتعذر القيام بالإجراءات التخفيفية والحلول المناسبة يتم استكمال الأشغال وإحالة الموضوع الى وزارة الشؤون الاجتماعية





Separation and privacy as required between the sexes, between different age groups and between separate families الفصل والخصوصية كما هو مطلوب بين الجنسين وبين الفئات العمرية المختلفة وبين الأسر المنفصلة	25	Minimum internal separation of sleeping and living spaces exist. Partitions could be fixed (concrete block, gypsum, metal, etc.) Or movable (curtain, movable screens, etc.) يوجد الحد الأدنى من الفصل الداخلي لغرف النوم ومساحات المعيشة. يمكن تركيب قساعات داخلية ثابتة (طوب خرساني، جبس، معدن إلخ.) أو متنقلة (ستائر، قواطع متنقلة، إلخ.)	<input type="checkbox"/>	<input type="checkbox"/>	
<b>Electrical connection and lighting system</b> تمديدات الكهرباء ونظام الإنارة					
Residents have access to domestic energy supply and artificial lighting يمكن السكان من الحصول على إمدادات الطاقة المحلية والإضاءة الاصطناعية	26	Housing unit is connected to the electricity network according to electrical company regulations, with earth system, and the main electrical panel for housing unit includes circuit breakers, all needed wiring, fittings, and cables. الوحدة السكنية متصلة بشبكة الكهرباء العمومية حسب أنظمة شركة الكهرباء مع نظام تأريض ولوحة الكهرباء الرئيسية وتحتوي على قواطع التيار وجميع الأسلاك والقطع المطلوبة	<input type="checkbox"/>	<input type="checkbox"/>	
	27	All required outlets, switches and fixtures are in good working condition without risks of electrical fires كل ما يلزم من أباريز ومفاتيح وتجهيزات في حالة عمل جيدة دون مخاطر الحرائق الكهربائية	<input type="checkbox"/>	<input type="checkbox"/>	
	28	Minimum 1 outlet per room. All outlets in kitchen, toilets or showers are covered (waterproof) to prevent electrical fires يوجد ابريز كهرباء واحد على الأقل في كل غرفة، أباريز المطبخ والحمام والدورة من النوع العازل للرطوبة لمنع الحرائق الكهربائية	<input type="checkbox"/>	<input type="checkbox"/>	
	29	Minimum of 1 Fluorescent / LED light with switch per room (including living room, bedrooms, and kitchen). يوجد لمبة فلورسنت أو ليد مع مفتاح كحد أدنى في كل غرفة، (بما في ذلك غرفة المعيشة وغرف النوم والمطبخ)	<input type="checkbox"/>	<input type="checkbox"/>	
<b>Accessibility</b> الوصول					
All residents with long-term physical, mental, intellectual or sensory impairments and/or reduced mobility have access to adequate facilities and supplies to perform daily tasks with independence, safety and dignity. جميع المقيمين ذوي الإعاقات البدنية أو العقلية، أو الفكرية أو الحسية طويلة الأجل و/أو الحركية يستطيعون الوصول إلى مرافق كافية واللوازم لأداء المهام اليومية باستقلالية وسلامة وكرامة.	30	If there are persons with disabilities they have safe access to the housing unit facilities (toilet/shower, kitchen) and can safely exit the housing unit in the event of fire. (if applicable) إذا كان هناك أشخاص ذوي إعاقة لديهم إمكانية الوصول الآمن إلى مرافق الوحدة السكنية (دش الحمام والمطبخ) ويمكن الخروج بأمان في حالة نشوب حريق. (إذا كان قابلاً للتطبيق)	<input type="checkbox"/>	<input type="checkbox"/>	The requirements will vary by type of disability. تختلف المتطلبات حسب نوع الإعاقة.
<b>Item and objective</b>		<b>ADAPTABILITY OPTIONS FOR INCREASED ACCESSIBILITY</b>			
<b>The needs will vary according to the type and level of impairment. This list only indicative of potential needs for those with restricted mobility.</b>					
All residents with long-term physical, mental, intellectual or sensory impairments and/or reduced mobility have access to adequate facilities and supplies to perform daily tasks with independence, safety and dignity. جميع المقيمين ذوي الإعاقات البدنية أو العقلية، أو الفكرية أو الحسية طويلة الأجل و/أو الحركية	1	Entrance ramp for wheelchair access with a maximum slope of 1:20 (if applicable) المدخل المنحدر لوصول كرسي متحرك مع ميل 1:20 كحد أقصى (إذا انطبق)	<input type="checkbox"/>	<input type="checkbox"/>	
	2	Door openings of at least 90cm wide for wheelchair access (if applicable) فتحات الأبواب بعرض 90 سم على الأقل لمرور الكرسي المتحرك (إذا انطبق)	<input type="checkbox"/>	<input type="checkbox"/>	



يستطيعون الوصول إلى مرافق كافية واللوازم لأداء المهام اليومية باستقلالية وسلامة وكرامة.	3	Ground inside housing unit free from threshold or barriers. Or there is a movable ramp that can be used to overcome barriers. (if applicable) الأرض داخل الوحدة السكنية خالية من الحواجز أو العتبات ، أو هناك منحدر متنقل يمكن استخدامه للتغلب على الحواجز. (إذا انطبق)	<input type="checkbox"/>	<input type="checkbox"/>	Provide a movable ramp if required توفير منحدر متنقل اذا تطلب الأمر
	4	Enough space for a wheelchair to turn inside the house unit (150cm radius) (if applicable) يوجد فراغ كاف لالتفاف الكرسي المتحرك (نصف قطر 150سم). (إذا انطبق)	<input type="checkbox"/>	<input type="checkbox"/>	
	5	Toilet doors open outward to provide more space inside to turn wheelchair (if applicable) باب دورة المياه/ الحمام يفتح للخارج لتوفير مساحة داخلية كافية لالتفاف الكرسي المتحرك (إذا انطبق)	<input type="checkbox"/>	<input type="checkbox"/>	
	6	Toilet fixture is suitable for wheelchair users (43-48cm from floor to top of toilet seat) (if applicable) تثبيت المراض مناسب لمستخدمي الكرسي المتحرك (43-48سم من الأرض إلى أعلى المراض) (إذا انطبق)	<input type="checkbox"/>	<input type="checkbox"/>	Provide movable toilet seat if needed توفير قاعدة مراض متنقلة اذا لزم الأمر
	7	Shower have a seating area for people with difficult mobility (if applicable) يوجد بالحمام منطقة للجلوس للأشخاص الذين لديهم صعوبة حركية ( إذا انطبق )	<input type="checkbox"/>	<input type="checkbox"/>	
	8	Access to the housing unit: PWD can move independently from the housing unit to the street. (if applicable) الوصول للوحدة السكنية: الأشخاص ذوي الإعاقة يمكنهم الوصول باستقلالية من البيت الى الشارع (إذا انطبق)	<input type="checkbox"/>	<input type="checkbox"/>	Wherever possible accessibility adaptations should provide improved access into to the house unit from the street. Where not possible (e.g. apartment buildings) focus on internal adaptations. أينما أمكن ينبغي تحسين الوصول الى الوحدة السكنية من الشارع، في حال تعذر ذلك (مثل المباني متعددة الشقق السكنية) يتم التركيز على التكيفات الداخلية.
	9	Entrance ramp or non-slip steps including handrails for elderly residents and other residents with difficult mobility (if applicable) المدخل المنحدر أو الدرجات غير القابلة للانزلاق وتشمل الدرابزين لكبار السن وغيرهم من المقيمين مع صعوبة للتنقل (إذا انطبق)	<input type="checkbox"/>	<input type="checkbox"/>	
	10	Persons with visual or mobility impediments have handrails, and grab bars to prevent falls (minimum in toilets and showers, but consider need in other spaces inside and outside the housing unit) (if applicable) الأشخاص ذوي الإعاقة البصرية أو التنقل لديهم درابزين، وقضبان لمنع السقوط (الحد الأدنى في المراحيض والحمامات، ولكن يجب اعتبار الحاجة في أماكن أخرى داخل وخارج الوحدة السكنية) (إذا انطبق )	<input type="checkbox"/>	<input type="checkbox"/>	Provide additional material and technical support depending on individual accessibility needs, such as door handles that are easy to use, ropes to operate doors and windows, etc. توفير مواد إضافية والدعم الفني تبعاً للأفراد ذوي الاحتياجات الخاصة، مثل مقابض الأبواب سهلة الاستخدام، الحبال تعمل الأبواب والنوافذ ، إلخ.
	11	PWD or PWCI have privacy for personal hygiene, including those unable to access other parts of the house independently for changing or washing. (if applicable) الأشخاص ذوي الإعاقة لديهم الخصوصية للنظافة الشخصية، بما في ذلك أولئك الذين لا يستطيعون الوصول إلى أجزاء أخرى من المنزل بشكل مستقل لتغيير الملابس أو الغسيل. (إذا انطبق)	<input type="checkbox"/>	<input type="checkbox"/>	Solutions may include, bedpans, privacy screens, wheelchairs, movable toilet, etc وقد تشمل الحلول، مدفئة السرير، شاشات الخصوصية، الكراسي المتحركة، والمراض المتنقل، إلخ

12	Light switches and electrical sockets are at height everyone can reach (45cm-120cm from the floor) (if applicable) المقابس الكهربائية ومفاتيح الإضاءة على ارتفاع يناسب الجميع (45-120 سم من الأرض) (إذا انطبق)	<input type="checkbox"/>	<input type="checkbox"/>		
13	Vulnerable persons (PWD, PWCI, and elderly) have sufficient bedding and clothing for thermal comfort. (if applicable) الأشخاص الضعفاء (الأشخاص ذوي الإعاقة والمسنين) لديهم الفراش والملابس الكافية للراحة الحرارية. (إذا انطبق)	<input type="checkbox"/>	<input type="checkbox"/>	Provide additional blankets and clothing to persons with disabilities who have reduced mobility to prevent heat loss توفير بطانيات إضافية وملابس للأشخاص ذوي الإعاقة الذين لديهم انخفاض في القدرة الحركية لمنع فقدان الحرارة	
14	Vulnerable persons who need them have pressure-relief mattresses and beds. (if applicable) احتياجات الأشخاص الضعفاء الذين يحتاجون إلى الفراش القابلة لتخفيف الضغط وأسرة متوفرة. (إذا انطبق)	<input type="checkbox"/>	<input type="checkbox"/>		

Overall technical vulnerability الهشاشة التقنية بالمجمل		Comments ملاحظات
High vulnerability هشاشة عالية	<input type="checkbox"/>	
Medium vulnerability هشاشة متوسطة	<input type="checkbox"/>	
Low vulnerability هشاشة متدنية	<input type="checkbox"/>	

**TABLE A1.2: TECHNICAL ASSESSMENT DATA ANALYSIS**

Q#	Item	% missing	
		MTIT	MOSD
1	The housing unit is located in a safe location away from hazards and security risks. (Outside the ARA, outside flood prone area, away from waste sites or waste water overflow.	4.9	12.7
2	Stair shafts, balconies, and/or roof connected to stairs have a stable parapet min 80cm (1m recommended) to prevent children and adults from falling (including common stairs in apartment buildings)	29.8	39.6
3	Solid and lockable doors into the housing unit with minimum head clearance height of minimum 180cm (2m recommended)	11.0	21.8
4	Solid lockable doors into toilet/shower	21.6	31.9
5	Solid and lockable doors into the housing unit with minimum head clearance height of minimum 180cm (2m recommended)	12.4	17.1
6	Natural light opening area per habitable room is minimum 10% of floor area.	13.7	25.6

Q#	Item	% missing	
		MTIT	MOSD
7	Ventilation openings per habitable room of a minimum 5% of floor area.	13.7	23.8
8	All window units are sealed from rain, water, and wind, and have solid panels (glass, polycarbonate sheet or equivalent)	42.8	53.4
9	All walls to exterior are free from cracks or holes, closed with cement materials	15.0	25.4
10	At minimum one room in the housing unit has roof insulated against heat and cold	14.1	26.4
11	Housing unit roof is sealed and there are no leaks	35.1	44.6
12	Cleanable and level floor and walls in all spaces (smooth concrete screed or plaster as minimum)	7.7	15.0
13	All floors are sealed around the edges to prevent insects and rodents	11.7	31.9
14	The housing unit is connected to municipal water network where it is available. If no municipal water connection, it has a safe closed-fitting system	8.2	8.3
15	Minimum 3 water sources in the housing unit (1 in kitchen sink, 1 hand wash basin in toilet, and 1 shower mixer). All must have sewage network connection and be functioning and free from leaks	16.1	29.8
16	At minimum 1 functioning 1000L water tank	28.3	30.8
17	1 Drinking Water Tank of 200L with faucet, and drainage valve, stored in a safe location away from contamination elements (e.g. shaded area, on a base not on the ground) and has a safe closed-fitting system	48.6	45.6
18	Housing unit has 1 kitchen (inside or outside) with water tap and cooking space, and is separated from toilet by solid wall	5.1	9.1
19	Kitchen has a solid and cleanable preparation counter and sink, with adequate space of minimum 3m <sup>2</sup>	15.5	25.9
20	Minimum 1 toilet and shower/bathing space per housing unit of minimum 3.5 to 4m <sup>2</sup> , trapped and vented to the outside, and connected to public sewage system, or to private sewage disposal system (e.g. cesspit, septic tank)	14.3	26.7
21	Toilet with flushing system has no marks of leakage, with openable window	43.3	52.8
22	Toilet/shower floors are tiled with non-slip tiles. Shower walls are tiled to minimum 160cm height. All other non-tiled walls have minimum 1 layer of plaster or Tyrolean coat	19.0	27.5
23	Minimum 5.5 m <sup>2</sup> of covered space per person including circulation, kitchen, bathroom and toilet facilities. To calculate, add the complete covered floor area of the housing unit and divide by the number of people in the household. E.g. floor area of 30m <sup>2</sup> / 6 persons = 5m <sup>2</sup> per person = below minimum	10.8	18.4

Q#	Item	% missing	
		MTIT	MOSD
24	Maximum of 2 persons per room. To calculate divide the total number of persons in the household by the number of rooms (room=covered space of 4m2 or more, not including toilets, showers or kitchen). E.g. 12 persons / 3 rooms = 4 = overcrowded	33.6	43.3
25	Minimum internal separation of sleeping and living spaces exist. Partitions could be fixed (concrete block, gypsum, metal, etc.) Or movable (curtain, movable screens, etc.)	18.8	27.5
26	Housing unit is connected to the electricity network according to electrical company regulations, with earth system, and the main electrical panel for housing unit includes circuit breakers, all needed wiring, fittings, cables.	7.1	9.6
27	All required outlets, switches and fixtures are in good working condition without risks of electrical fires	27.6	33.4
28	Minimum 1 outlet per room. All outlets in kitchen, toilets or showers are covered (waterproof) to prevent electrical fires	43.9	40.4
29	Minimum of 1 Fluorescent / LED light with switch per room (including living room, bedrooms, and kitchen). Minimum 1 waterproof electrical LED 5Volt light in the shower/toilet	8.8	12.2
30	If there are persons with disabilities they have safe access to the housing unit facilities (toilet/shower, kitchen) and can safely exit the housing unit in the event of fire. (if applicable)	23.8	36.3