

# CCCM/ SHELTER/ NFI Cluster Analysis Report (CAR) - Kachin/ NSS, Myanmar

1 Jan- 29 Feb 2020

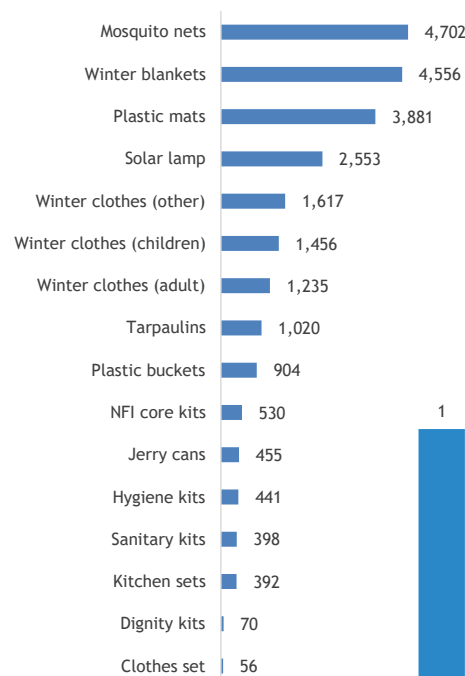


# of IDP locations	172
# of IDPs	107,109
# of IDP Households	20,661

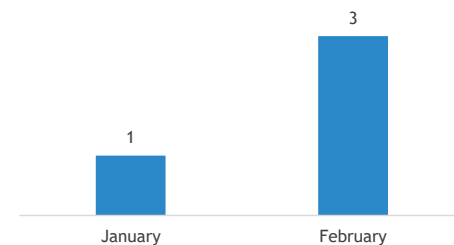
In Myanmar, the Shelter/NFI/CCCM Cluster was activated in January 2013. By March 2013, the Shelter/NFI/CCCM Cluster became operational in Kachin and Northern Shan States. Currently 3 Camp Management Agencies undertake substantial work for the Shelter/NFI/CCCM Cluster: data collection, coordination, monitoring of services, community mobilization and capacity building across camps that house over 106,000 IDPs. The objective of the Shelter/NFI/CCCM Cluster remains to ensure all of the priority camps, camps that contain the majority of IDPs, have a dedicated Camp Management Agency, delivering coordinated assistance in line with the rights and needs of the displaced and where possible preparing them for life after displacement.

# households (HH) and IDPs by camp/host community					Shelter overview			
State	Township	# HH	# of IDPs	# of IDP Loc.	# Shelters needed	# Shelters planned	# Shelters gap	Current coverage
Kachin	Bhamo	1,316	7,486	8	220	35	185	16%
	Chipwi	609	3,115	5	180	50	130	28%
	Hpakant	794	4,053	23	291	80	211	27%
	Mansi	2,816	14,125	11	1,071	140	931	13%
	Mogaung	307	1,555	8	133	99	34	74%
	Mohnyin	81	389	4	-	-	-	
	Momauk	4,760	25,353	16	2,085	443	1,642	21%
	Myitkyina	2,182	11,465	26	435	83	352	19%
	Putao	99	515	3	55	-	55	no coverage
	Shwegu	458	1,883	3	75	-	75	no coverage
	Sumprabur	214	1,077	4	178	178	-	100%
	Tanai	276	1,229	3	70	30	40	43%
	Waingmaw	4,815	25,047	24	2,490	922	1,568	37%
<b>Kachin Total</b>		<b>18,727</b>	<b>97,292</b>	<b>138</b>	<b>7,283</b>	<b>2,060</b>	<b>5,223</b>	<b>28%</b>
NSS	Hseni	48	263	1	26	-	26	no coverage
	Hsipaw	37	120	1	-	-	-	
	Kutkai	918	4,764	16	339	83	256	24%
	Manton	58	307	2	55	-	55	no coverage
	Muse	169	865	2	70	7	63	10%
	Namhkan	373	1,906	6	276	-	276	no coverage
	Namtu	131	592	4	92	-	92	no coverage
	Laukkain g	200	1,000	2	-	-	-	
<b>NSS Total</b>		<b>1,934</b>	<b>9,817</b>	<b>34</b>	<b>858</b>	<b>90</b>	<b>768</b>	<b>10%</b>
<b>Total</b>		<b>20,661</b>	<b>107,109</b>	<b>172</b>	<b>8,141</b>	<b>2,150</b>	<b>5,991</b>	<b>26%</b>

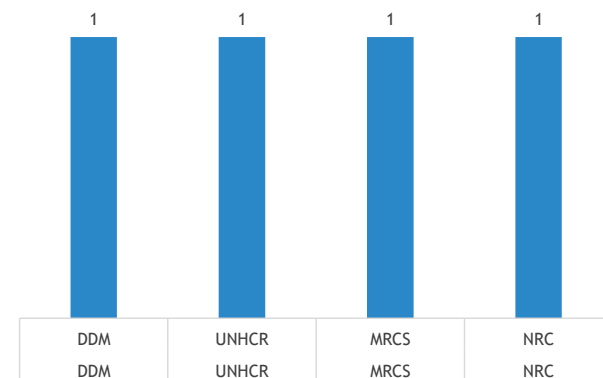
# NFIs distributed 2019/20



# NFI distributions per month for 2020



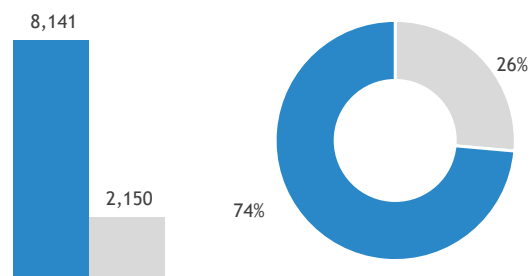
# NFI distributions by agency and implementing partner



Type of accommodation	GCA		NGCA	
	# camps	# Inds	# camps	# Inds
Boarding School	2	60	1	366
Camp	122	60,174	17	37,701
Camp like setting	20	3,155	1	1,397
IDPs in host	9	4,256		
<b>Total</b>	<b>153</b>	<b>67,645</b>	<b>19</b>	<b>39,464</b>

**Implementing and supporting agencies:**  
Cordaid, ICRC (observer), KBC, KMSS, Metta, MCRS, NRC, Save the Children International, SI, Shalom, UNHCR

■ # Shelters needed  
■ Shelter needs met  
■ # Shelters planned  
■ Shelter needs unmet



# IDP households per Township (top 10)

