

National Shelter Cluster Meeting

Kathmandu

16 September 11am



Agenda

1. Welcome
2. Information Management: Update
3. Sindhupalchok : Update
4. Shelter Needs Assessment update
5. Winterisation update
6. Recovery and Reconstruction Working Group workshop and launch
7. Private Sector & Citizen Groups Mapping and Coordination
8. UNDP Debris Removal presentation
9. Common Feedback Project presentation
10. Build Change Presentation
11. AOB



1. WELCOME

Update for SC Meeting
16.09.2015



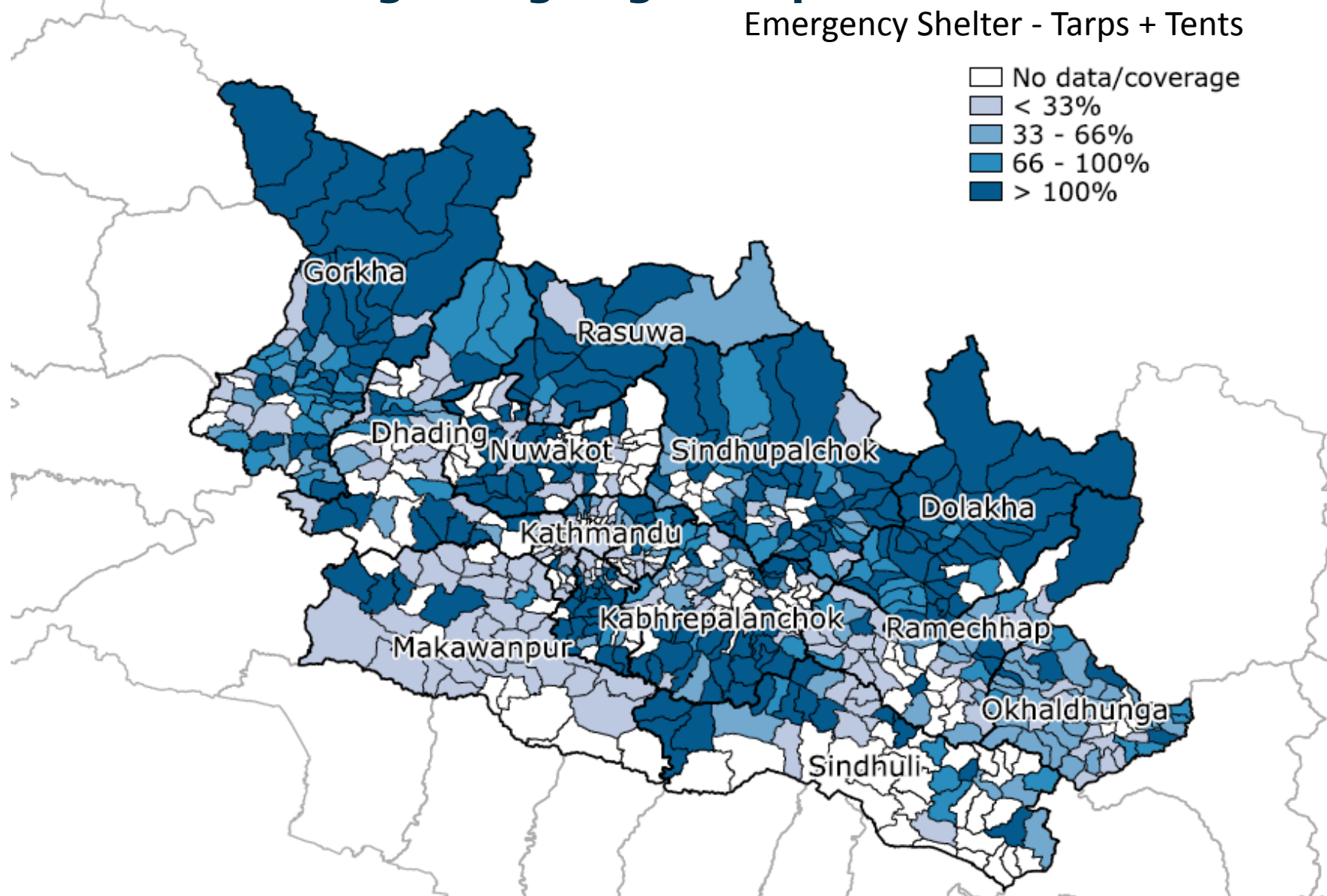
2. Information Management: Update

Update for SC Meeting
16.09.2015



14 districts coverage: Ongoing+Completed distributions

Emergency Shelter - Tarps + Tents

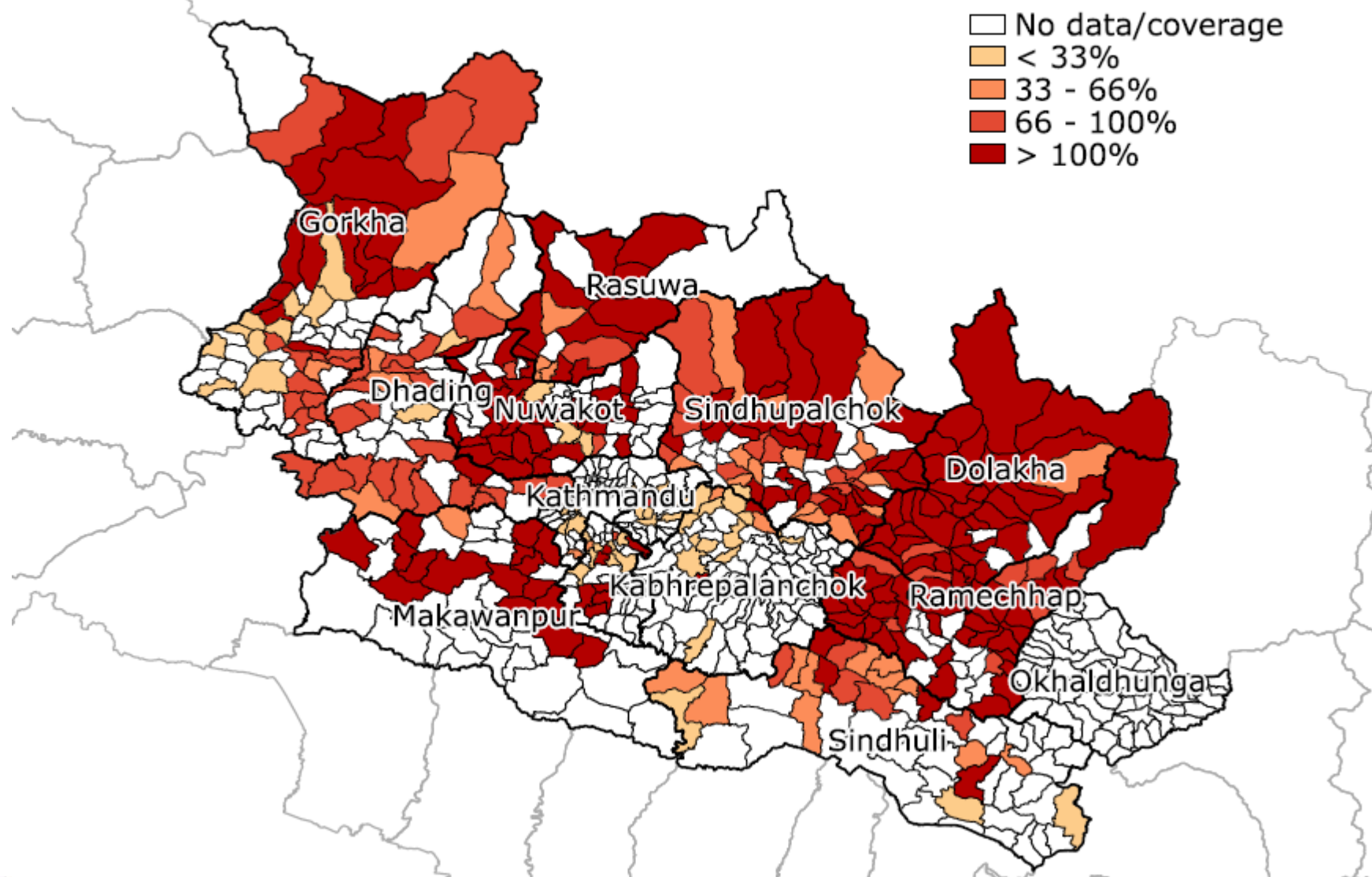


Shelter Cluster Nepal
ShelterCluster.org
Coordinating Humanitarian Shelter

Please note that some households received 1 Tarpaulin instead of 2

14 districts coverage: Ongoing+Completed distributions*

Self-Recovery Shelter – Cash + CGI



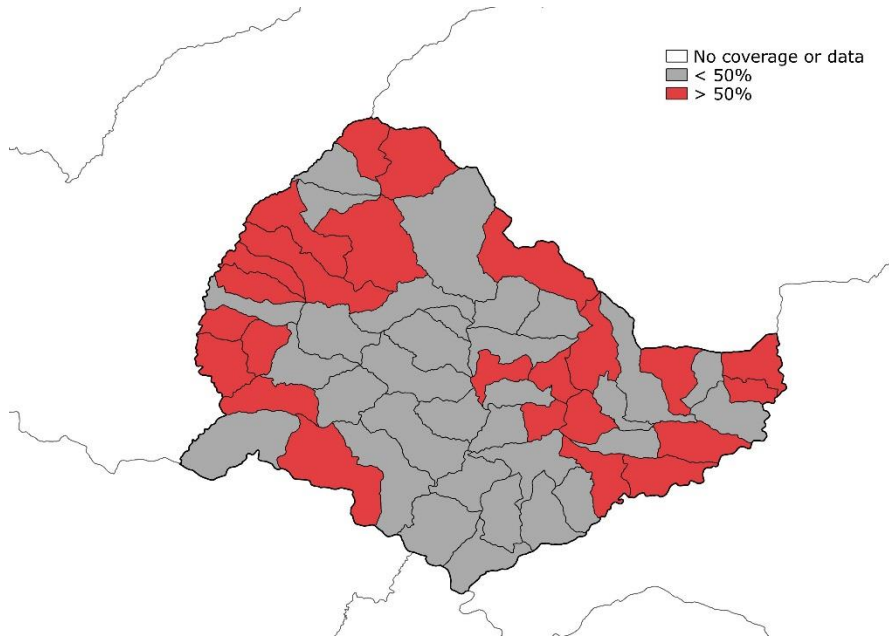
Government Cash Distribution Data

- Ramechhap
- Nuwakot
- Makawanpur
- Dolakha
- Sindupalchok
- Sindhuli
- Dhading
- *Gorkha*

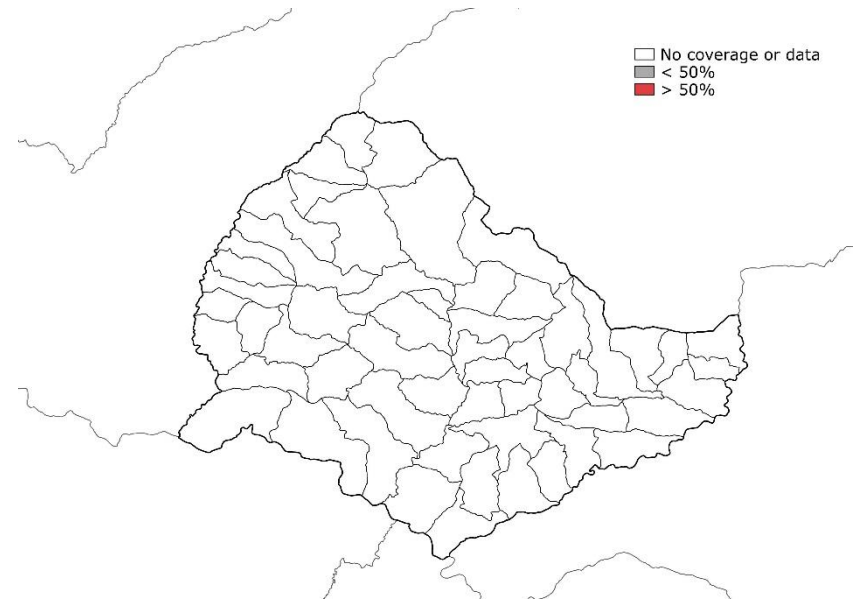


Areas of concern - East

Okhaldunga



Tarps and Tents



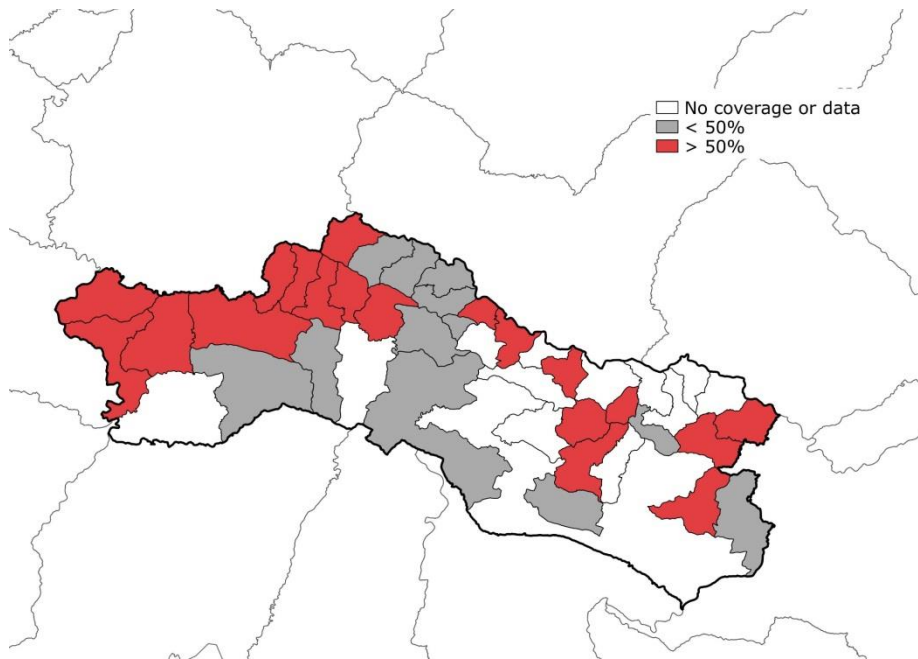
CGI and Cash

Only 1 agency distributed Cash for shelter: NRCS

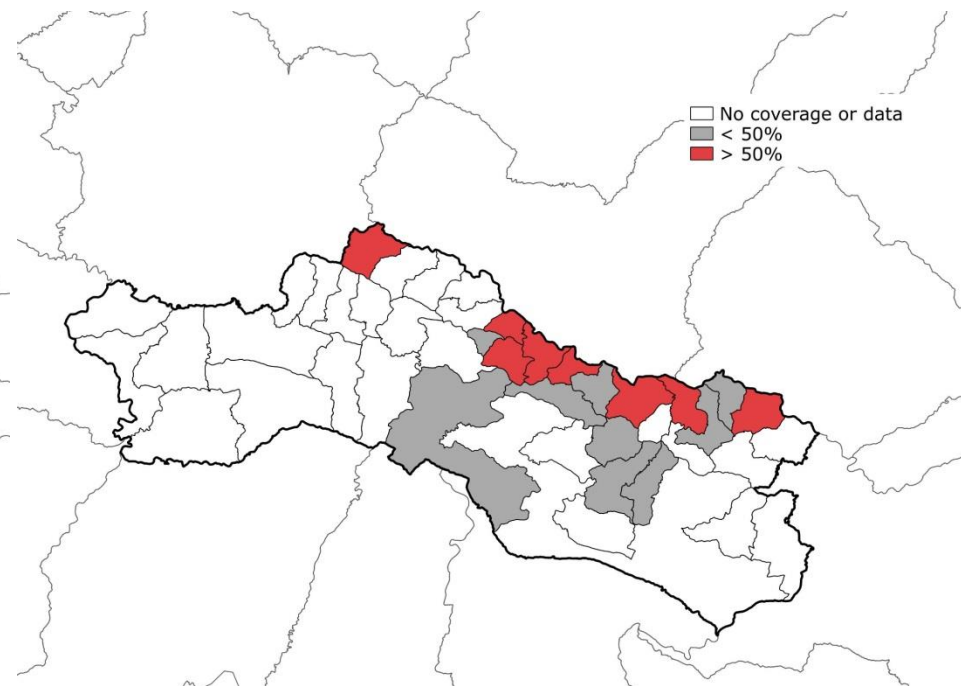


Areas of concern - East

Sindhuli



Tarps and Tents



CGI and Cash

Only 2 agencies present: World Vision and CRS-Caritas



Dhading- District Profile

Population: 336,067

Households: 73,851

**Shelter Cluster Nepal**
ShelterCluster.org
Coordinating Humanitarian Shelter

Update from the field

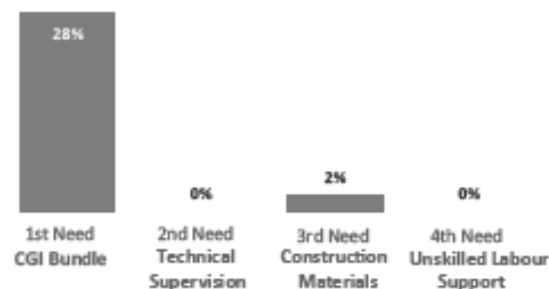
- Temporary shelter distribution is almost complete;
- CGI distribution stopped because of UNHAS suspension but it is starting again with porters;
- winterization is still missing a lot of funds;
- agencies are planning to reduce the number of items in the winterization package to cope with the funding situation.

Key figures

- 84,405* Houses were damaged
- 44,455 Households received Cash/CGI
- 53,145 Households received Tents/Tarps
- 21 agencies Planning Recovery and Reconstruction

*according to DRR Portal

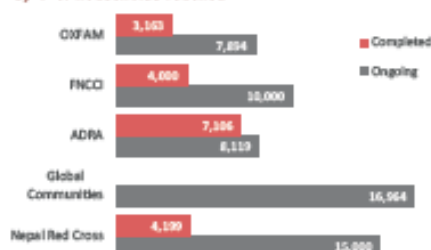
Priority needs** and coverage



**based on last REACH assessment - May 2015

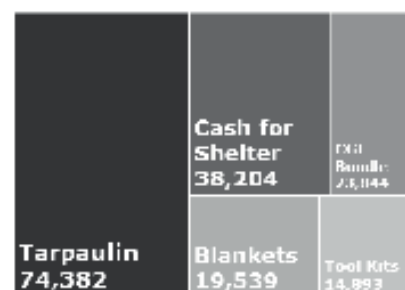
Top 5 operating agencies

by # of households reached



Most distributed items

by # of households reached



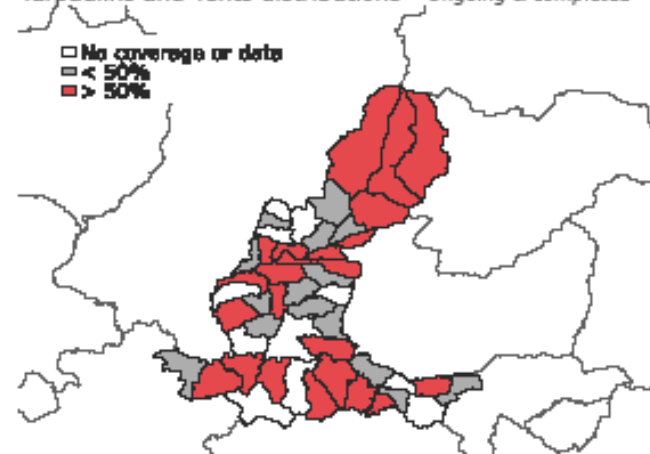
R+R current and planned activities

Housing Construction	12
WASH	10
Transport Infrastructure	4
Community Infrastructure	11
Livelihoods	12
HLP	9
Heritage/Preservation	4
Protection/Social Inclusion	10
Cash and Markets	9
Technical Assistance	11
Training	11

Agencies

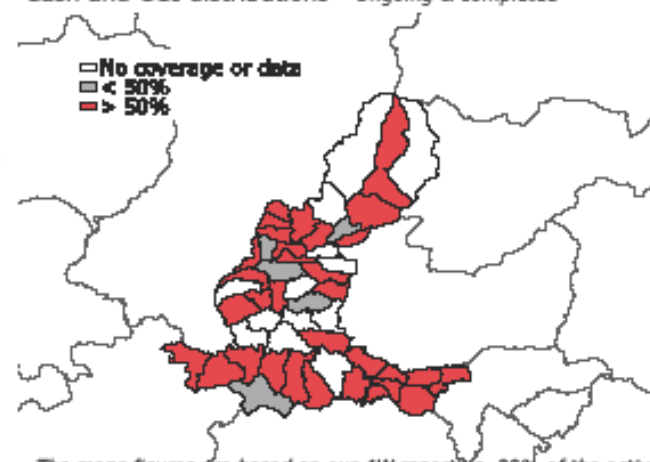
Emergency Shelter Coverage

Tarpaulins and Tents distributions - Ongoing & completed



Self-Recovery Shelter Coverage

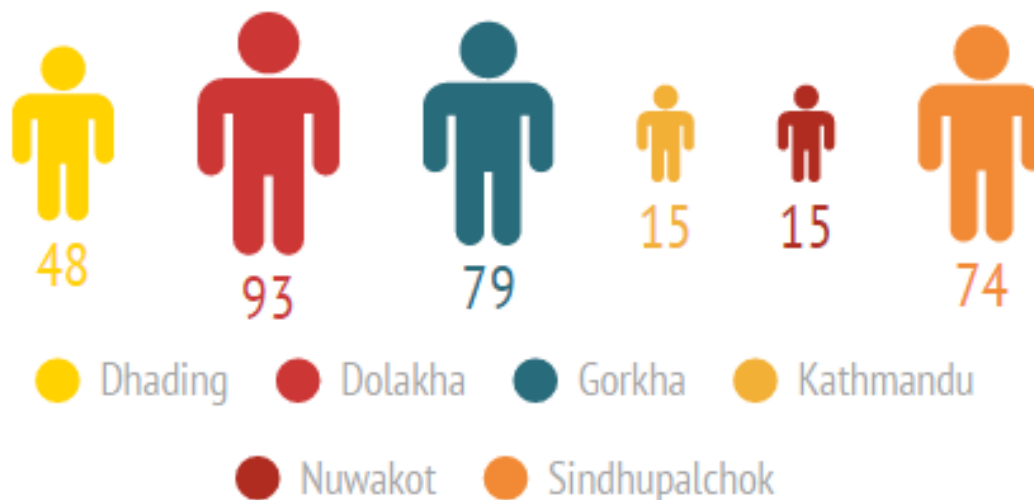
Cash and CGI distributions - Ongoing & completed



The maps figures are based on our 4W reporting. 28% of the activities in Dhading were not reported at VDC level.

Trainings

● Specialists ○ Individual Households ○ Community



Basic Training on Stone Mud Masonry

Carpenter Training

Training of Trainers on Safer Shelter Construction



Trainings

☐ Specialists ☒ Individual Households ☐ Community



● Rasuwa

Skilled Mason Training



Trainings

☐ Specialists ☐ Individual Households ☒ Community



● Sindhupalchok

Mason Training for Stone in Mud Mortar with Cement Banding



VDC level damage data

Estimated_VDC_level_damage_data_07092015.xlsx - Excel (Trial)

File Home Insert Page Layout Formulas Data Review View Format Tell me what you want to do... Sign in Share

Clipboard Font Alignment Number Styles Cells Editing

TextBox 1

This dataset has been compiled by the **Shelter Cluster IM Team** in an attempt to have a rough estimation of damage figures at VDC level in order to have a better idea of needs. These figures might not reflect the absolute reality in the VDCs. The damage figures are based on data collected by the SC IM team or OCHA's Assessment Unit from the DDRCs or CDOs. When the damage percentage was higher than 100%, it was rendered to 100% (in grey). Where data was unavailable, the DRR Portal district level damage percentage (in yellow) was applied on all VDCs on that district. Please note that the Population data is based on Ministry of Health and Population, Management Division's Estimated Target Population Fiscal Year 2071/72 (2014/2015) and the Population/Household ratio (average family size) is based on the 2011 Census data.

	District	HLCIT_Code	VDC/Municipality	Population projection (according to hmis)	Estimated pop/HH ratio	Estimated Total HHs	Fully damaged houses	Partially damaged houses	Total damage	Damage Percentage
244	KATHMANDU	524 2 05 27 5 026	TOKHA CHANDESWORI	4,442	4.71	943	-	-	217	23%
245	KATHMANDU	524 2 05 27 5 025	TOKHA SARSWOTI	5,675	4.33	1,310	-	-	301	23%
246	KAVRE	524 2 05 24 5 067	ANEKOT	7,267	4.76	1,528	-	-	-	0%
247	KAVRE	524 2 05 24 5 051	BALDTHALI	2,731	4.08	669	217	509	726	100%
248	KAVRE	524 2 05 24 5 021	BALTING	2,645	5.14	515	288	250	538	100%
249	KAVRE	524 2 05 24 5 059	BALUWAPATI DEUPUR	6,136	4.66	1,316	1,200	156	1,356	100%
250	KAVRE	524 2 05 24 5 026	BANAKHU CHOR	4,675	6.42	728	251	161	412	57%
251	KAVRE	524 2 05 24 3 003	BANIPA MUNICIPALITY	25,571	4.47	5,721	256	1,302	1,558	27%
252	KAVRE	524 2 05 24 5 086	BEKHSIMLE GHARTIGAUN	1,178	4.54	260	298	25	323	100%
253	KAVRE	524 2 05 24 5 025	BHIMKHORI	5,634	5.18	1,087	600	463	1,063	98%
254	KAVRE	524 2 05 24 5 025	BHIMKHORI	5,634	5.18	1,087	600	463	1,063	98%

Damage_by_VDC DRR_damage_14Districts Sheet1



3. Sindhupalchok : Update

Update for SC Meeting
16.09.2015



Sindhupalchok Update to National Cluster

“A brief update from the field”

Presenter: Martin O' Malley



Recent All Cluster Review with Community/Political leaders

- Achievements to date
- Issues and Challenges
- Lessons Learnt
- Way Forward
- Recommendations

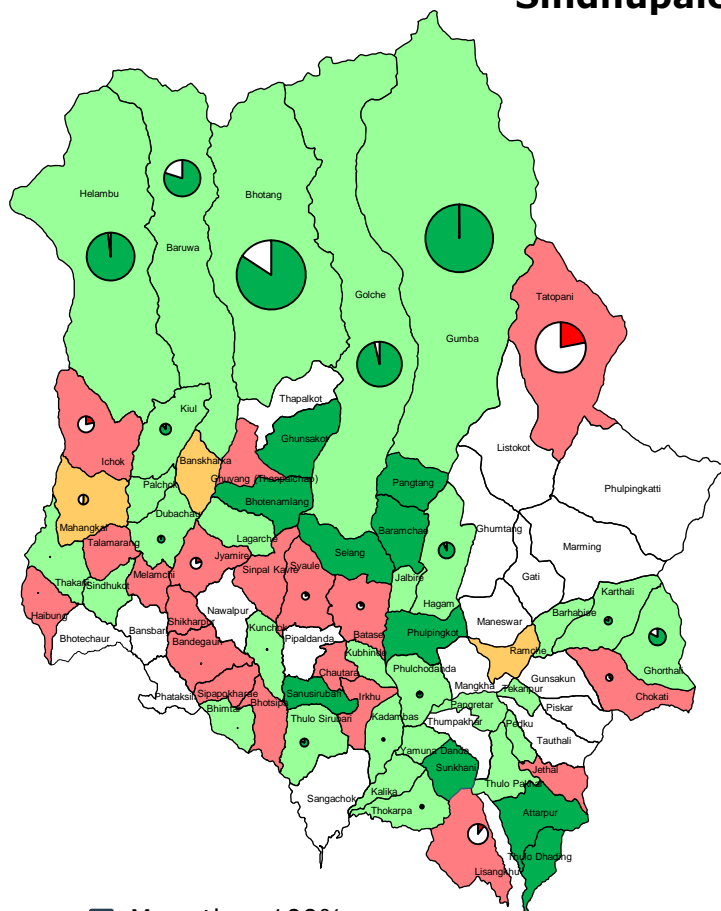


Achievements on Response

Item	HH	NPR
Blankets	69,810	157,084,751
Cash	14,855	150,045,000
CGI Bundle	40,932	335,846,737
HH Kits	21,733	304,262,000
Tarpaulins	143,952	319,953,951
Tents	3,461	57,181,776
Tool Kits	23,092	63,425,920
NFI	48,929	26,717,832
Total	366,764	1,414,517,967



Sindhupalchok



- More than 100%
- 80% over - Completed
- 41-79% - Ongoing
- 1 - 40% -
- Priority

Agency	VDC
Action Aid	Kiul, Mahangkal, Talamarang
Bishow Hindu Maha Sangh, Isra Aid, Kingdom Investment Nepal, Madabari Sewa Samaj, Sindhu Utahan, Terre des homes France, Women Development Advocacy Center, World Vision International	No VDC specified
Care Nepal	Banskharka, Lagarche, Thakani
Caritas Nepal	Thokarpa, Yamuna Danda
Caritas Switzerland	Dubachaur, Melamchi, Palchok, Sindhukot
Christian Aid	Tekanpur, Thulo Pakhar
Germany GIZ	Chautara
Global Communities	Baruwa
Habitat for Humanity Nepal	Pedku, Thulo Dhading
HANDICAP International	Jethal
Helari Trust	Helambu
Help-hilfe the Selbsthilfe EV	Thulo Sirubari
Impact Nepal	Kalika
IOM	Barhabise
K.I. Nepal	Ghuyang (Thanpalchap)
Lutheran World Federation	Pangtang, Selang
Micah Network Nepal	Kunchok
Oxfam	Chokati, Pangretar, Ramche, Sunkhani, Tatopani
Peace Winds Japan	Sanusirubari
People in Need	Bhotang, Ghunsakot
Phase Nepal	Fulpingdanda, Hagam, Jalbire, Kadambas
Plan International	Bandegaun, BhotNamlang, Jyamire, Sinpal Kavre, Batase, Shikharpur, Syaule
RELIEF International	Attarpur, Lisangkhu
Save the Children	Gumba, Golche
Share and Care Nepal	Haibung
COINABILITY International	Chuthali, Karthali



Major Issues/Challenges

- Accessibility
- Supplies
- Standardization
- Data
- Coordination
(inter-agency and V
- Targeted Vs Blanket Distribution



Key Lesson learned

- Lack of Preparedness
- Shelter Cluster
Coordination
- Accessibility
- Political/Community Issues
- Distribution issues



Other points of Interest

- Not enough ongoing PDM to be able to revise targets, etc.
- Focus on in kind distribution, even near markets. Cash sometimes given in rural areas where no market access.
- No training given with distributions. Need to remember that a lot of skilled workforce are overseas.



Way Forward

■ Recovery and Reconstruction

- Training
- Model House construction
- Communication campaigns
- Baseline Surveys
- Community Action Plans
- Financing policy

■ Winterization

- Insulation materials
- Market accessibility
- Standard package



Recommendation

- Clear Government policy and guidance
- Resource management
- Community involvement
- Environment management
- Data validation
- Beneficiary Selection
- Market support



Next Steps Sindhupalchok

- Winterisation – Agencies have been asked to provide the details of planned activities
- Recovery and Reconstruction – Same
- Transition – Not sure exactly what this will look like. Business as usual for the moment.
- Closer links with ER and CCCM, in particular, for short/medium term



4. Shelter Needs Assessment Update

Update for SC Meeting
16.09.2015



SC partners support

— Christian Aid Nepal	1 staff, transport support in districts
— Plan International	2 staff, 1 car
— Oxfam	3 staff part time, 1 car
— IOM	\$14.000 for enumerators
— Save the Children	\$8.000 for enumerators and cars
— British Red Cross	\$3.000
— World Vision	not confirmed

80% of costs for assessment in 14 priority districts

including survey in areas not accessible by road



Scope

- 14 Priority Districts
- 4 affected but not priority districts
- Households level interviews
- Key informant interviews for community level indicators
- Stratification by access to area:
 - Areas accessible by car from KTM
 - Areas not accessible by car from KTM – helicopter drops



Timeline

- Training: **21 Sept – 23 Sept**
- Data collection: **24 Sept – 12 Oct**
- Preliminary findings 5-7 days after DC completed
- Draft report 2-3 weeks after DC completed



Still needed:

- Smartphones
- Sattelite phones
- Tents

Contact:

Jagoda Pietrzak
am1.nepal@sheltercluster.org
9803270170



Post Distribution Monitoring



PDM Documents

Nepal Earthquake 2015

Dashboard

Documents (289)

Events (1)

HUBS –

- Western Hub - Dhading, Gorkha, Makawanpur
- North Eastern Hub - Sindhupalchok and Dolakha
- Central Hub - Kathmandu Valley, Rasuwa, Nuwakot
- South Eastern Hub - Kabhrepalanchok, Sindhuli, Ramechhap and Okhaldhunga,

WORKING GROUPS –

- Technical Coordination 
- Improving Temporary Shelter
- Key Messages on Early Recovery
- Winterisation
- Previous Technical Working Groups
- Recovery and Reconstruction Working Group

FEATURED DOCUMENTS –



SHELTER CLUSTER RECOVERY POSITION PAPER, VERSION 1 [4.42M] PDF

This document was prepared to consolidate discussions to date among shelter and housing actors,...

OVERVIEW –

The two earthquakes in Nepal, April 25th and May 12th respectively, left over half a million homes destroyed and many additional households damaged. The Nepal Shelter Cluster, co-led by the Department of Urban Development and Building Construction (DUDBC), the International Federation of the Red Cross (IFRC) and Nepal Red Cross Society (NRCS), is composed of over 120 partner agencies involved in shelter interventions. The cluster works very closely with these partners to ensure coordination, technical support, and high-level information management between all bodies.

Here on the Nepal Shelter Cluster website you will find information on the cluster's strategy and actions. Our latest documents, updates from field, technical guidance, and agency reporting data are available here.

Email List Sign-up for Shelter Cluster Nepal

[Subscribe](#) | [Unsubscribe](#)



Shelter Cluster Nepal
ShelterCluster.org
Coordinating Humanitarian Shelter

Questionnaire and Template

Dashboard

Documents (26)


PAGES –

- Strategy and Technical Guidance Documents
- Technical Annexes

▪ Technical Annexes


KEY INFORMATION –

Technical Support and Design

 **NEPAL EARTHQUAKE 2015 | GUIDANCE AND DOCUMENTS**

Nepal Earthquake 2015 | Guidance and Documents. PDF documents that include the links to files....

[0.13M] [PDF](#) Shelter Cluster

 **PLASTIC SHEETING NEPALESE**

Infographic: How to Fix properly Plastic sheeting translated to Nepalese

[0.06M] [PDF](#) Shelter Cluster

 **CONSTRUCTION GUIDANCE AND RETROFIT POSTERS - NEPALESE**

[5.04M] [PDF](#) Shelter Cluster

 **STRATEGIC AND TECHNICAL GUIDANCE 10.08.2015**

[2.61M] [PDF](#) Shelter Cluster



Assessment, Monitoring, and Evaluation

 **POST DISTRIBUTION MONITORING – QUESTIONNAIRE V1**

[0.65M] [XLS](#) Shelter Cluster



 **PDM REPORTING TEMPLATE V1**

[0.62M] [XLS](#) Shelter Cluster



PDM Annex

Technical Coordination

Dashboard

Documents (26)

PAGES –

- Strategy and Technical Guidance Documents
- Technical Annexes

Title Contains

Technical Support and Design

- ☐ [Non Food Items \(12\)](#)
- ☐ [Technical Guidance \(12\)](#)

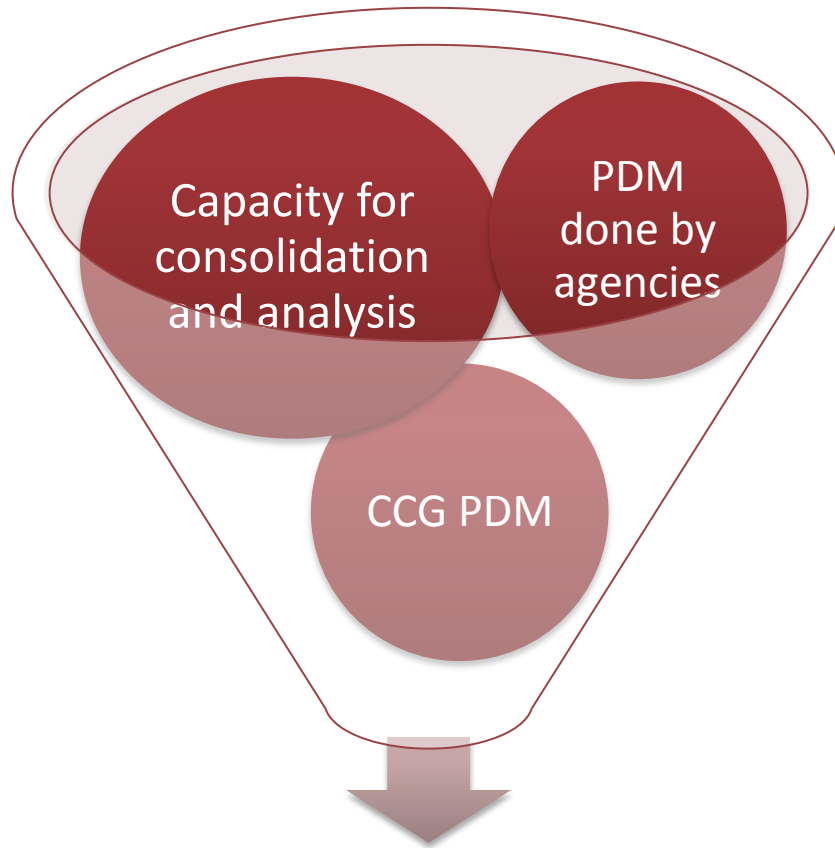
TECHNICAL ANNEXES

Documents (12)

Document title ▲	Size	Date
Technical Annex – Post Distribution Monitoring 	[0.40M] PDF	2015/09/08
Technical Annex_Blankets_05.08.2015	[0.31M] PDF	2015/08/07
Technical Annex_Brick Production in Nepal_15.08.2015	[0.54M] PDF	2015/08/18
Technical Annex_CGI_11.08.2015	[0.43M] PDF	2015/08/11
Technical Annex_Communicating with Communities_18.08.2015	[0.38M] PDF	2015/08/18
Technical Annex_Household Kits_05.08.2015	[0.51M] PDF	2015/08/07
Technical Annex_Kitchen Utensils_05.08.2015	[0.30M] PDF	2015/08/07
Technical Annex_Rope_05.08.2015	[0.30M] PDF	2015/08/07
Technical Annex_Tarpaulins_05.08.2015	[0.40M] PDF	2015/08/07
Technical Annex_Tents_05.08.2015	[0.40M] PDF	2015/08/07



Get out more from PDM



Contact:

Reports of PDM results:

Betisa Egea

tech3.nepal@sheltercluster.org

**Any questions regarding SC
PDM questionnaire:**

Jagoda Pietrzak

am1.nepal@sheltercluster.org

Informing strategy for upcoming distributions

Monitoring countrywide shelter assistance



Shelter Cluster Nepal
ShelterCluster.org
Coordinating Humanitarian Shelter

Doing shelter assessment?

Give us heads up!





5. Winterisation update



Winterisation – Case Load

District	HH living 1500 - 2000 m est.	HH living above 2000 m est.	DRR portal Private houses fully damage d	DRR portal Private houses partially damage d	Low altitude kits	High altitude kits	HH living in Camps from 1500 to 2000 m	HH living in Camps above 2000 m
Bhaktapur	3,128	20	28%	13%	800	0	0	0
Dhading	5,172	2,809	110%	4%	3700	600	0	1469
Dolakha	14,823	12,488	107%	7%	10500	3600	423	143
Gorkha	3,813	4,544	90%	20%	2600	700	819	5111
Kabhrepalanchok	24,407	2,824	62%	29%	13400	500	0	0
Kathmandu	14,401	1,590	10%	13%	1900	100	0	0
Lalitpur	8,496	1,645	16%	7%	1200	100	0	0
Makawanpur	10,732	2,873	23%	20%	2700	300	0	373
Nuwakot	9,759	3,288	128%	7%	8200	1100	1012	0
Okhaldhunga	8,049	5,291	31%	10%	2000	500	175	0
Ramechhap	10,462	6,612	61%	30%	5700	1400	0	0
Rasuwa	2,547	3,206	116%	3%	1900	700	652	842
Sindhuli	3,677	248	32%	17%	1100	0	0	0
Sindhupalchok	16,174	9,496	96%	4%	10100	2000	276	3087
					65,800	11,600	3,357	11,025

NUMBERS ARE INDICATIVE



6. Recovery and Reconstruction Working Group workshop and launch



RRWG Launch Meeting

- Thursday 10th September
- Attended by NPC Vice-Chairperson, Dr. Govind Pokhrel
- The objective of the RRWG is to provide a platform for coordination, strategic planning, and technical guidance for agencies involved in longer term recovery and reconstruction, and to engage with the GoN and other key stakeholders to inform the wider housing reconstruction programme
- Next meeting will be 30th September



POs Workshop

- Attended by organisations who responded to Recovery and Reconstruction survey
- 3 hour workshop, two sessions:
 - Session 1: Collective Approach to Technical Assistance and Training
 - Session 2: Prioritisation of Topics for TWGs
- Workshop proceedings will be shared soon



RRWG Contact List

- Prepared based on responses to Recovery and Reconstruction survey
- If you are not on the contact list and would like to be, please write directly to

tech2.nepal@sheltercluster.org



7. Private Sector & Citizen Groups Mapping and Coordination



Working Definition of Private Sector Stakeholders

Are you considered a Private Sector Stakeholder in Shelter Cluster Nepal platform?

- Yes, if you are national or international individual or organization working in private sector as well as in not-for-profit mission, excluding current Shelter Cluster Nepal partner agencies, responding to the Nepal Earthquake 2015 relief and recovery.*



Private Sector 4W Mapping and Survey Questionnaire

- Link: <https://uxpb3.enketo.org/webform>
- 4W mapping answers the “**Who**, **What**, **Where**, and **When**” of relief and recovery activities.
- It provides a concrete and reliable baseline data and is crucial to transparency and accountability in planning, management and overall decision making process.



4W Mapping and Survey Assistance:

- For assistance with filling the questionnaire, please contact us at:
privatecoord.nepal@sheltercluster.org or
(977) 9810197135.
- For more information on Shelter Cluster Nepal, visit our Facebook page:
<https://www.facebook.com/privatesector.nepalsheltercluster>



8. UNDP Debris Removal presentation



9. Common Feedback Project presentation



10. Build Change Presentation



11. Any Other Business

Next **Partner's Forum**: Wednesday 23 September 2015, 11am

- Topic: **Urban Shelter Needs**
 - Construction techniques, quality of materials, building typologies, and quality of construction.
- Contact Betisa (tech3.nepal@sheltercluster.org) if you would like to present.

Next **Shelter Cluster Meeting**: Wednesday, 30 September 2015, 11am

- Focused on: **RRWG**

Friendly reminders:

- ✓ Check for updates on the website
- ✓ Send in your reports for SC tracking
- ✓ Register yourself on the mailing list
- New Shelter Cluster Email for general correspondence: nepal@sheltercluster.org

<https://www.sheltercluster.org/response/nepal-earthquake-2015>

