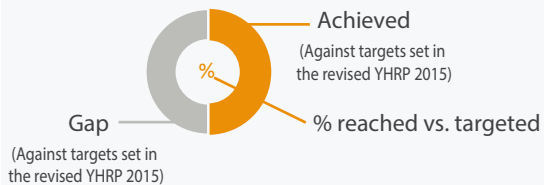
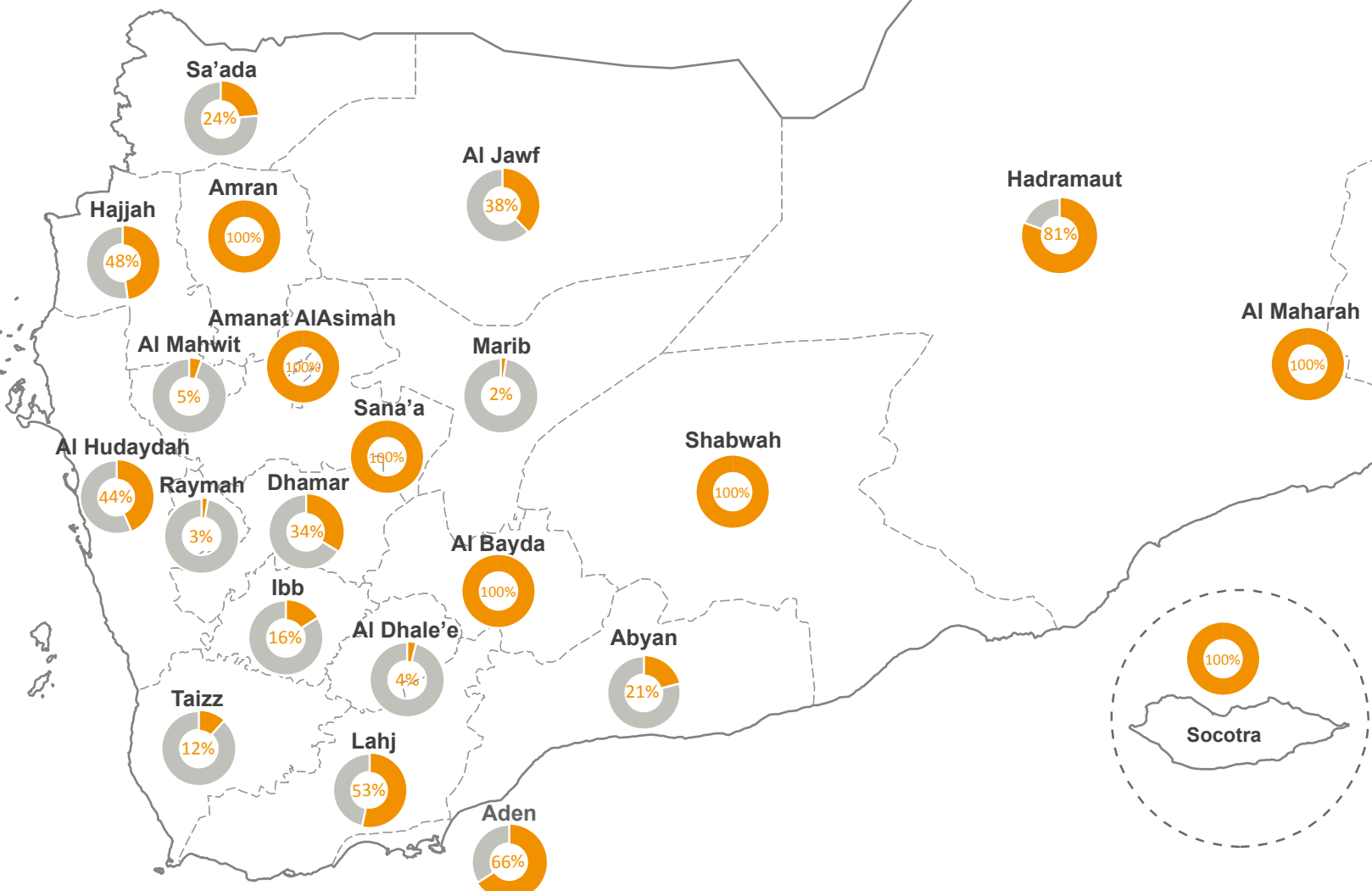
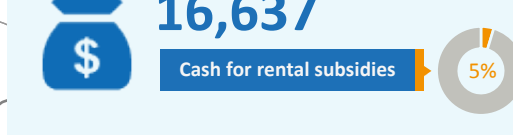
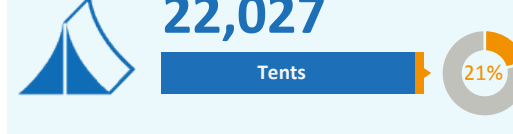
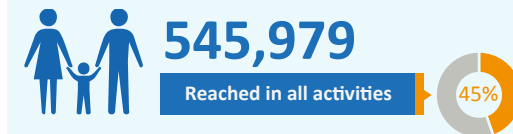




Legend

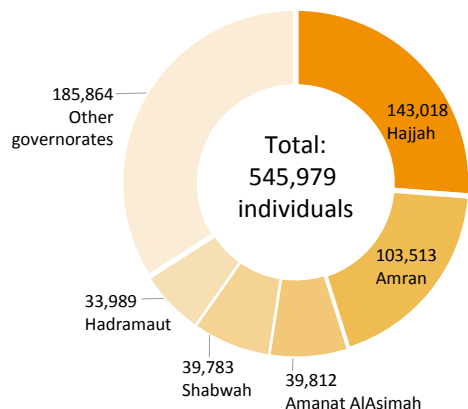


KEY FIGURES (Individuals)

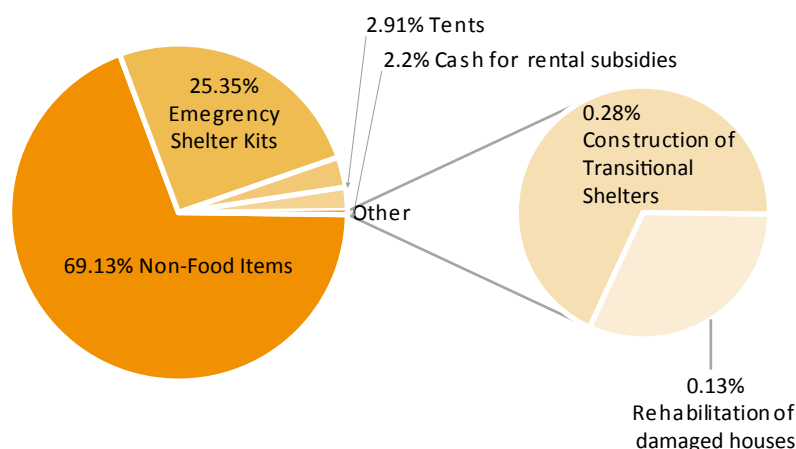




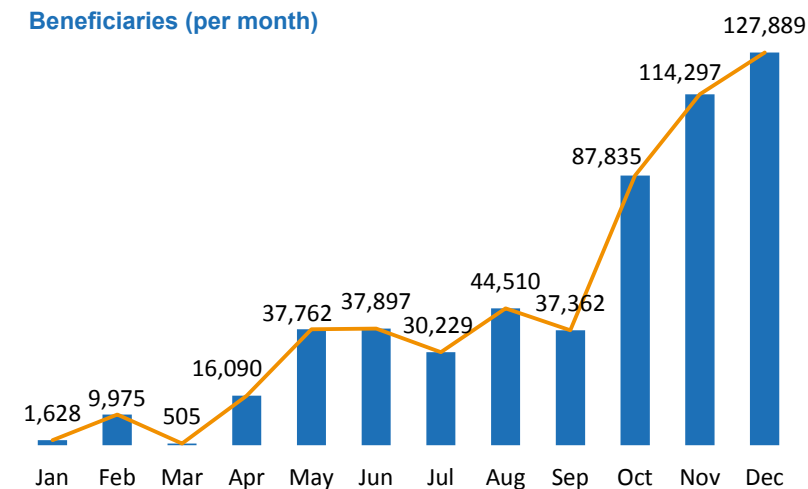
Beneficiaries (per governorate)



Beneficiaries (per sector)



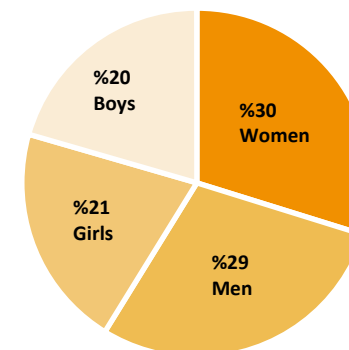
Beneficiaries (per month)



Response coverage and gaps

Governorate Name	Non-Food Items		Emergency Shelter kit		Tents		Cash for rental subsidies	
	Reached	Gap	Reached	Gap	Reached	Gap	Reached	Gap
Abyan	9,436	49,586	9,436	11,118	600	4,769	3,201	15,435
Aden	23,885	12,025	21,889	0	0	3,266	400	10,938
Al Bayda	8,728	0	0	723	0	189	0	655
Al Dhale'e	9,801	232,240	710	83,580	0	22,016	0	76,423
Al Hidaydah	22,928	31,456	7,034	11,905	1,393	3,554	0	17,171
Al Jawf	8,784	13,371	0	7,715	0	2,015	0	0
Al Maharah	8,192	0	0	44	3,832	0	0	40
Al Mahwit	1,475	31,756	0	11,573	366	2,657	0	2,476
Amanat Al Asimah	38,972	0	5,565	0	0	0	840	20,139
Amran	101,238	0	37,666	0	1,796	4,692	1,400	21,121
Dhamar	14,050	25,547	560	13,229	0	3,602	3,059	9,443
Hadramaut	31,885	8,219	7,591	6,375	5,483	0	2,104	10,559
Hajjah	141,207	143,256	58,494	40,569	631	25,244	4,200	85,617
Ibb	13,242	69,654	1,184	27,684	0	7,540	711	25,463
Lahj	22,351	18,049	18,458	0	0	3,675	322	12,434
Marib	150	9,816	0	3,471	100	807	0	0
Raymah	1,211	40,756	1,351	13,264	0	3,817	0	2,749
Sa'ada	4,382	13,840	1,034	5,312	2,621	0	0	5,753
Sana'a Gov	6,041	0	1,908	0	0	111	0	387
Shabwah	36,283	0	1,564	7,906	5,205	0	0	8,586
Socotra	12,583	0	16,232	0	0	0	0	0
Taizz	5,598	42,834	885	15,981	0	4,406	400	14,891

Beneficiaries (per age and gender)



Other responses (started in 2014 and ended in 2015)

Governorate Name	Rehabilitation of damaged houses	Construction of Transitional Shelters
Abyan	0	349
Amran	875	0
Hajjah	0	1,740
Sa'ada	144	0