




## KEY FIGURES

(People reached from 26 March to 31 August 2015)



**25,739**

Total number of HHs received NFIs, ES (Plastic Sheeting), Rental Subsidies and Unconditional Cash



**170,568**

Total number of individuals received NFIs, ES (Plastic Sheeting), Rental Subsidies and Unconditional Cash



**158,183**

Total number of individuals received NFIs kits



**77,364**

Total number of individuals received ES (Plastic Sheeting)



**3,743**

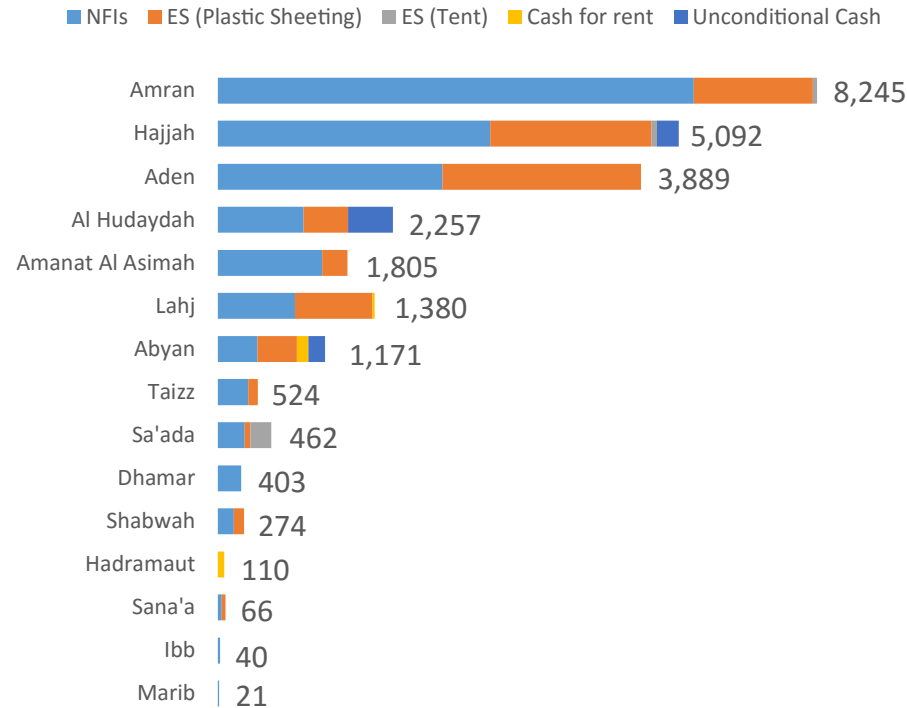
Total number of individuals received ES (Tent)



**12,357**

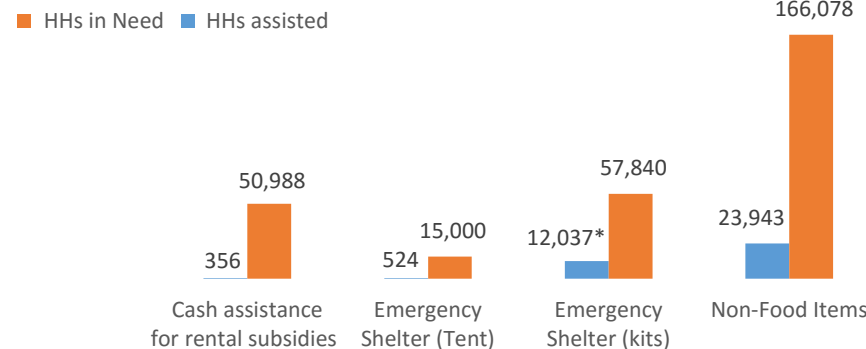
Total number of individuals received cash for rent and unconditional cash

## Households reached per governorate



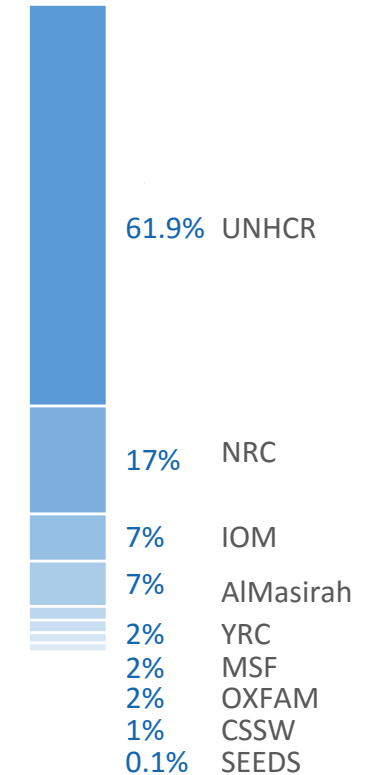
Note: Figures reflect households assisted without double counting.

## YHRP needs vs. achievements



\* Only plastic sheets were distributed.

## Percentage of partners interventions



## Funding

