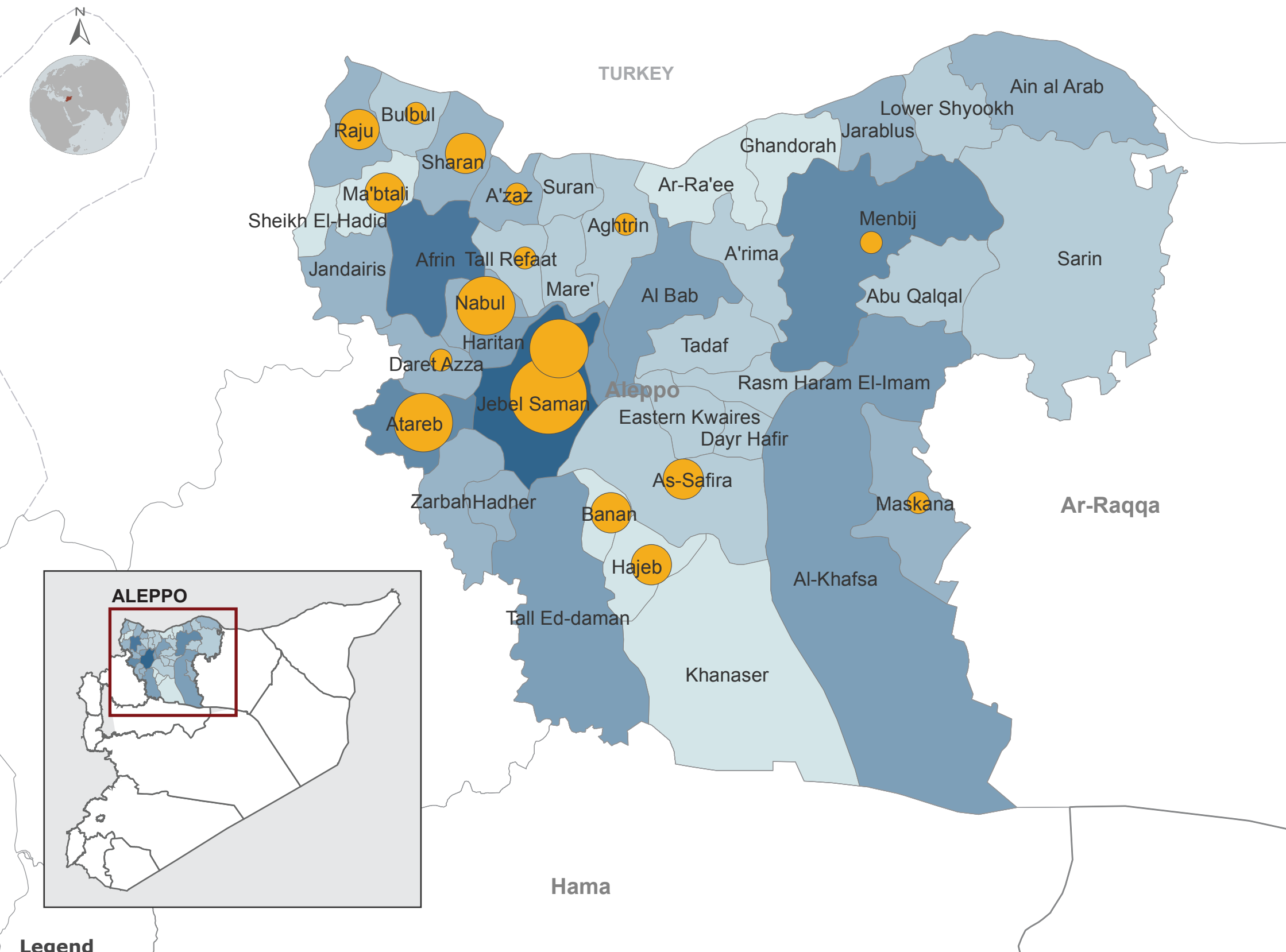




ALEPPO, SYRIA: NFI RESPONSE

Reporting Period: January - October 2016



TOTAL BENEFICIARIES REACHED / SERVED

217,396

PEOPLE WHO RECEIVED AT LEAST 1 NFI

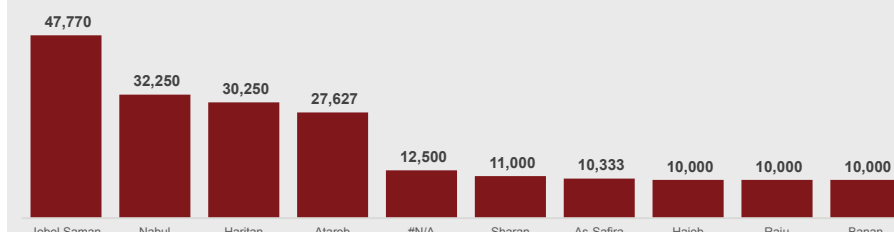
OVERALL REACHED VS OVERALL PEOPLE IN NEED (NFI)
19% of 1.13M overall population in need of NFIs in Aleppo

129,103

PEOPLE WHO RECEIVED MORE THAN 4 NFIs

OVERALL SERVED VS OVERALL PEOPLE IN NEED (NFI)
11% of 1.13M overall population in need of NFIs in Aleppo

TOTAL BENEFICIARIES PER SUB-DISTRICT (TOP 10)

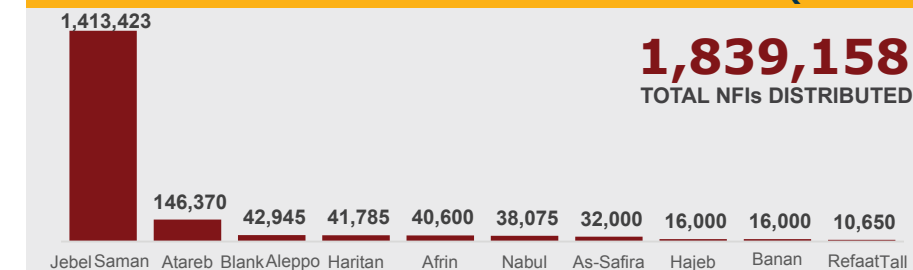


BENEFICIARIES REACHED BY TYPE OF SUPPORT



NOTE: Breakdown of beneficiaries per type of support does not necessarily sum up to the reported number of beneficiaries as some communities may have received more than one type of assistance.

TOTAL NFI DISTRIBUTED PER SUB-DISTRICT (TOP 10)



TOTAL NFI DISTRIBUTED PER TYPE



TOTAL NFI DISTRIBUTION PER MONTH



Legend

No. of reached beneficiaries per sub-district (217K)



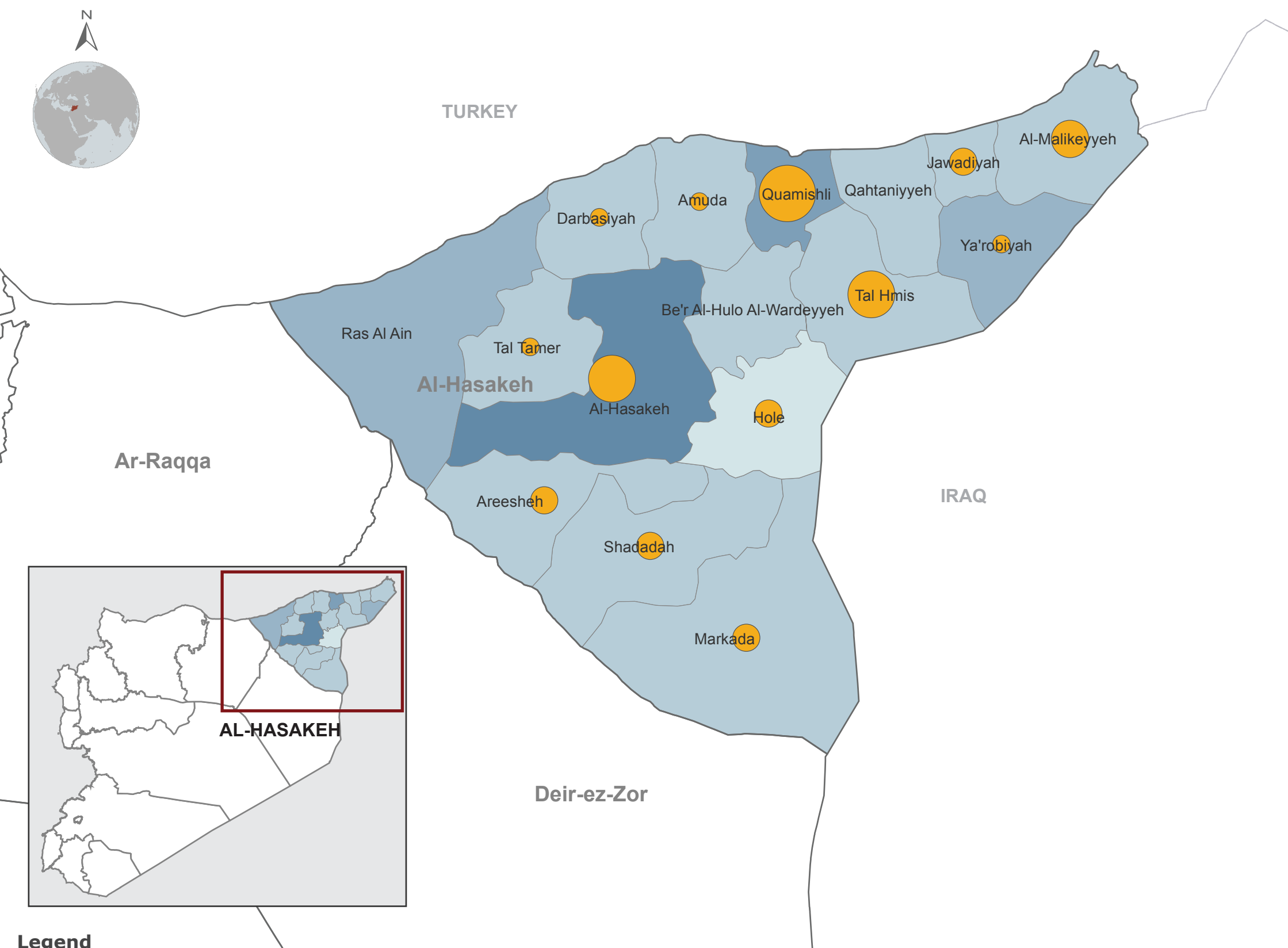
Estimate number of People in Need (PiN) needing NFIs per sub-district as of 2016





AI-HASAKEH, SYRIA: NFI RESPONSE

Reporting Period: January - October 2016



TOTAL BENEFICIARIES REACHED / SERVED

115,685

PEOPLE WHO RECEIVED AT LEAST 1 NFI

OVERALL REACHED VS OVERALL PEOPLE IN NEED (NFI)



29% of 280K overall population in need of NFIs in Al-Hasakeh

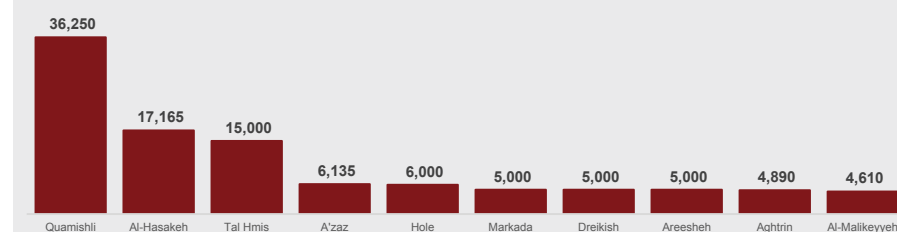
50,905

PEOPLE WHO RECEIVED MORE THAN 4 NFIs



17% of 280K overall population in need of NFIs in Al-Hasakeh

TOTAL BENEFICIARIES PER SUB-DISTRICT (TOP 10)

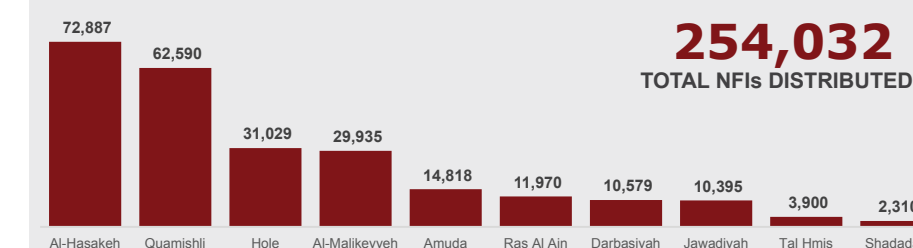


BENEFICIARIES REACHED BY TYPE OF SUPPORT



NOTE: Breakdown of beneficiaries per type of support does not necessarily sum up to the reported number of beneficiaries as some communities may have received more than one type of assistance.

TOTAL NFI DISTRIBUTED PER SUB-DISTRICT (TOP 10)

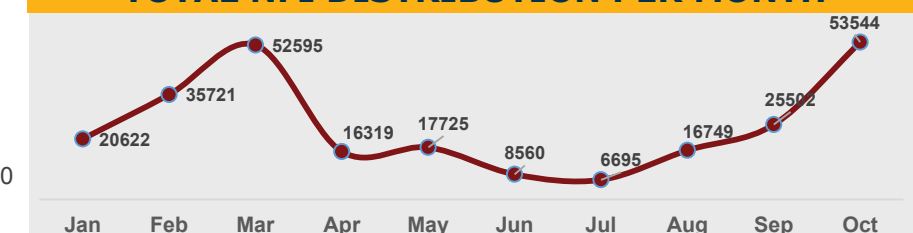


254,032
TOTAL NFIs DISTRIBUTED

TOTAL NFI DISTRIBUTED PER TYPE

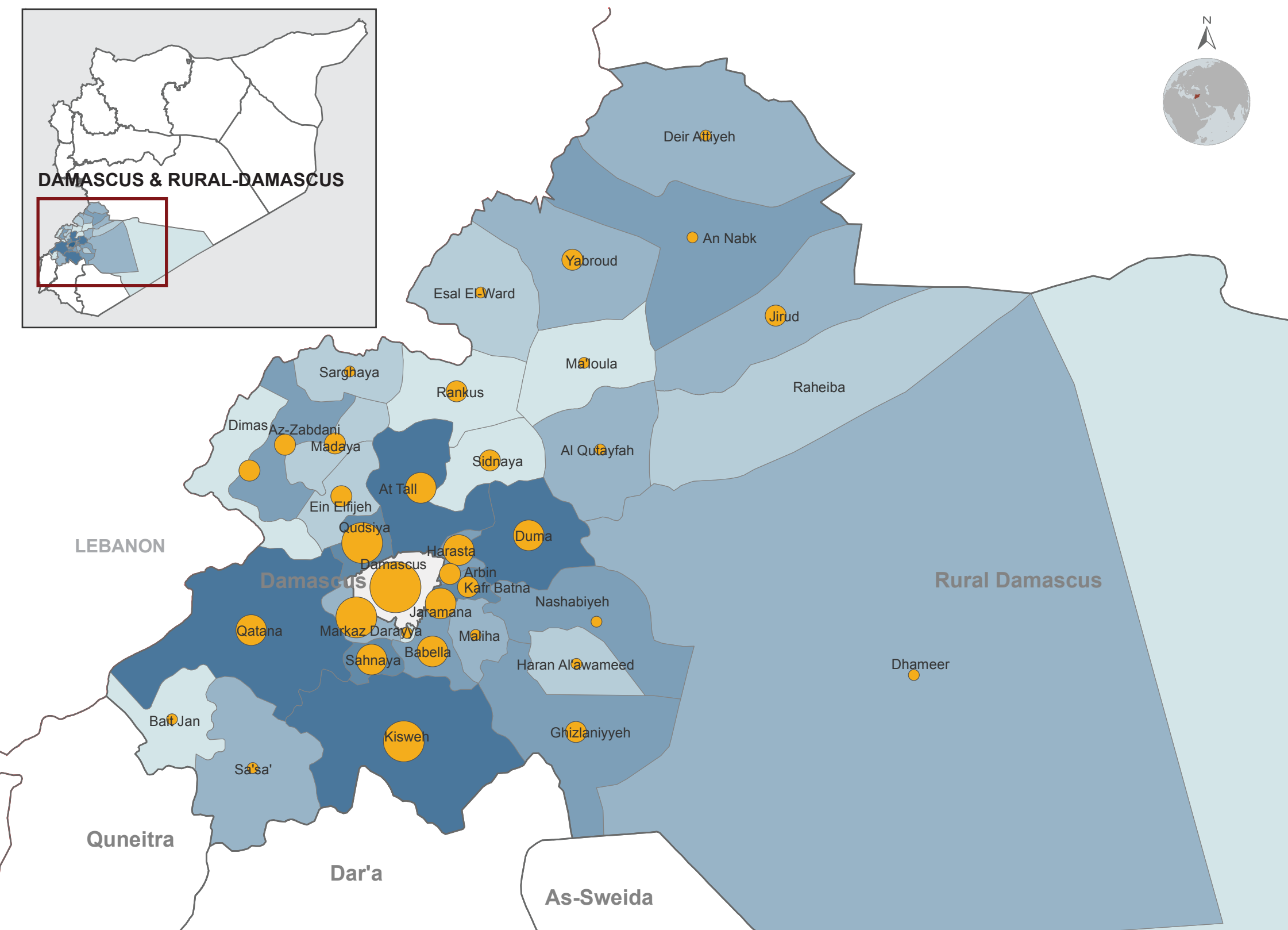


TOTAL NFI DISTRIBUTION PER MONTH



DAMASCUS & RURAL DAMASCUS, SYRIA: NFI RESPONSE

Reporting Period: January - October 2016



Legend

No. of reached beneficiaries per sub-district (1.47M)



Estimate number of People in Need (PiN) needing NFIs per sub-district as of 2016



TOTAL BENEFICIARIES REACHED / SERVED

1,474,916

PEOPLE WHO RECEIVED AT LEAST 1 NFI

OVERALL REACHED VS OVERALL PEOPLE IN NEED (NFI)

92% of 1.5M overall population in need of NFIs in Damascus & Rural Damascus

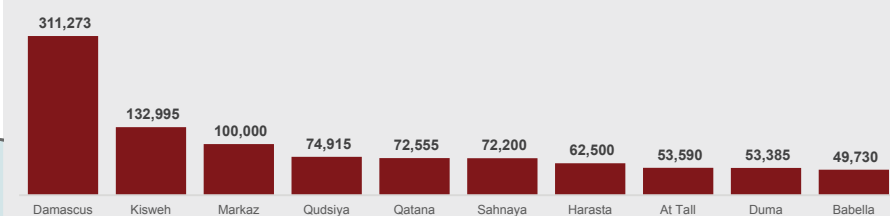
592,844

PEOPLE WHO RECEIVED MORE THAN 4 NFIs

OVERALL SERVED VS OVERALL PEOPLE IN NEED (NFI)

23% of 1.5M overall population in need of NFIs in Damascus & Rural Damascus

TOTAL BENEFICIARIES PER SUB DISTRICT (TOP 10)



BENEFICIARIES REACHED BY TYPE OF SUPPORT



IN-KIND ASSISTANCE
1.3M

Estimate number of persons inside Syria who received in-kind assistance from regular programs of the sector



INTER-AGENCY CONVOY
313K

Estimate number of persons from hard-to-reach and besieged areas who received in-kind assistance through inter-agency convoy. Figures are based upon UNHCR inputs only.

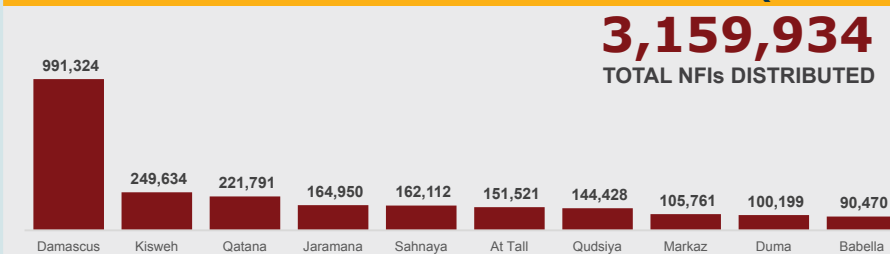


CASH SUPPORT
269K

Estimate number of persons who received cash assistance from UNRWA

NOTE: Breakdown of beneficiaries per type of support does not necessarily sum up to the reported number of beneficiaries as some communities may have received more than one type of assistance.

TOTAL NFI DISTRIBUTED PER SUB DISTRICT (TOP 10)



TOTAL NFI DISTRIBUTED PER TYPE



STANDARD NFIs
2.2M

composed of blankets, quilts, mattresses/sleeping mats, kitchen sets, plastic sheets, jerry cans, solar lamps, hygiene kit, diapers, and rechargeable fans



WINTERIZATION NFIs
257K

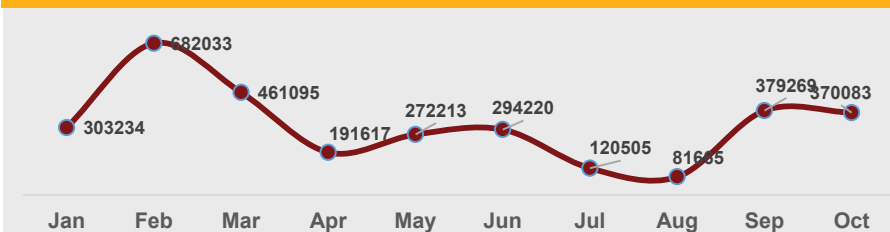
composed of additional plastic sheet for waterproof flooring, sweater, underwear, baby clothing set, children hats and socks



SUPPLEMENTARY NFIs
557K

composed of carpet, dignity kits, heater stoves, house cleaning kits, kids clothes, mosquito nets, new-born baby kits, sanitary napkins, student hygiene kit, summer clothes, and sleeping bag

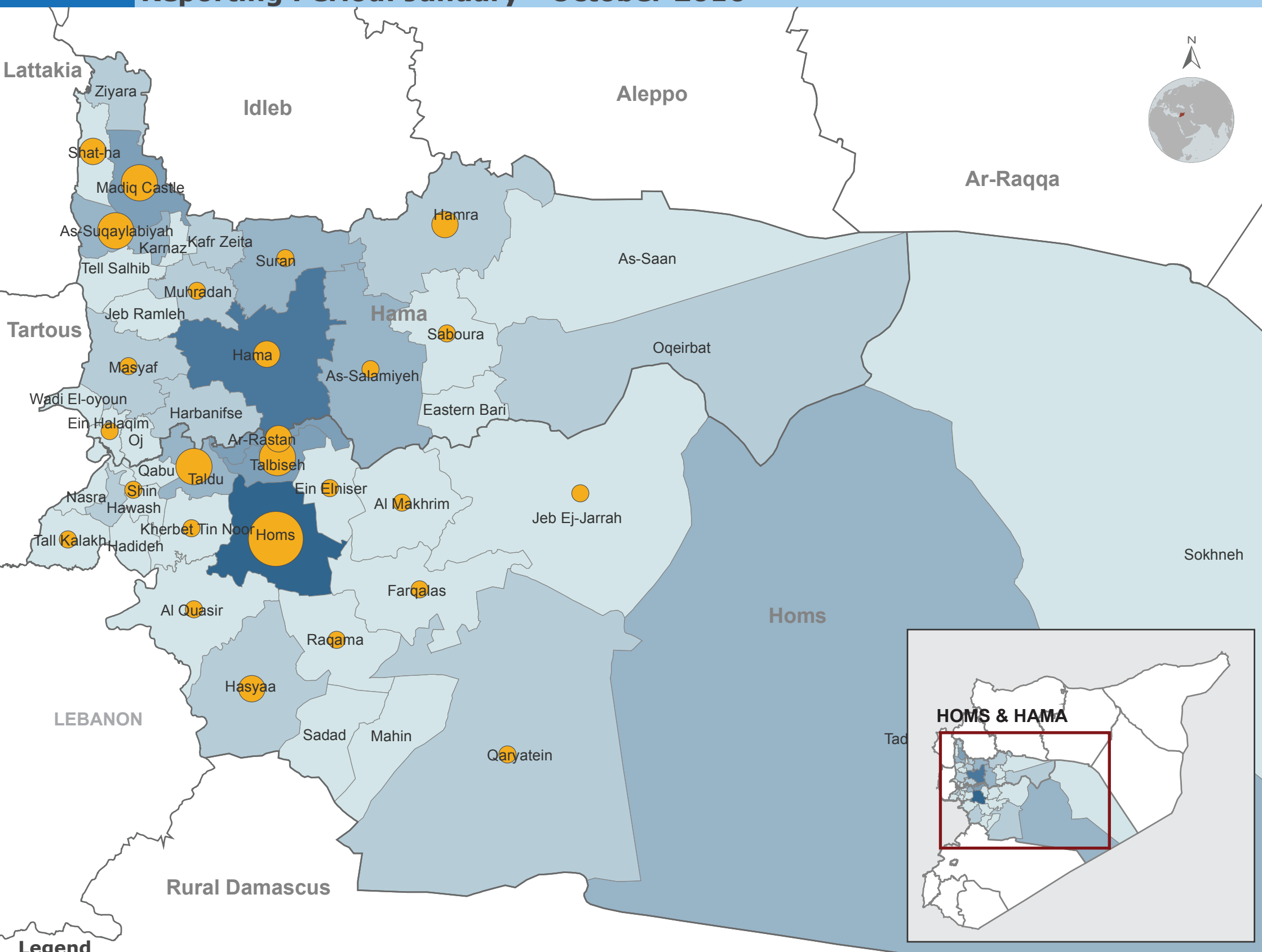
TOTAL NFI DISTRIBUTION PER MONTH





HOMS & HAMA, SYRIA: NFI RESPONSE

Reporting Period: January - October 2016



TOTAL BENEFICIARIES REACHED / SERVED

823,793

PEOPLE WHO RECEIVED AT LEAST 1 NFI

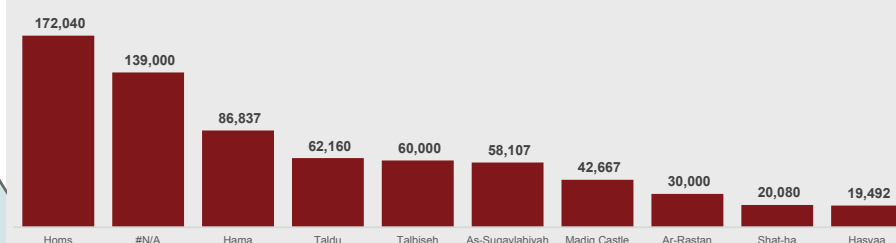
OVERALL REACHED VS OVERALL PEOPLE IN NEED (NFI)
111% of 736K overall population in need of NFIs in Homs & Hama

571,100

PEOPLE WHO RECEIVED MORE THAN 4 NFIs

OVERALL SERVED VS OVERALL PEOPLE IN NEED (NFI)
61% of 736K overall population in need of NFIs in Homs and Hama

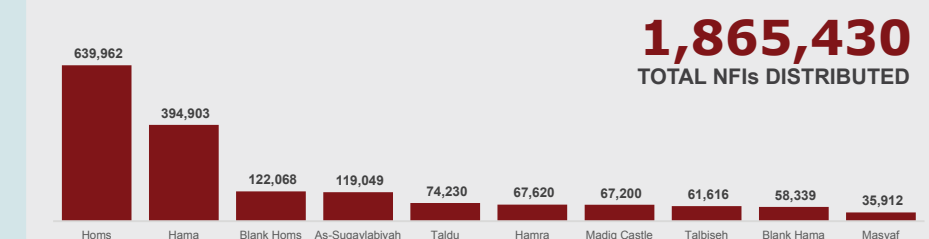
TOTAL BENEFICIARIES PER SUB-DISTRICT (TOP 10)



BENEFICIARIES REACHED BY TYPE OF SUPPORT



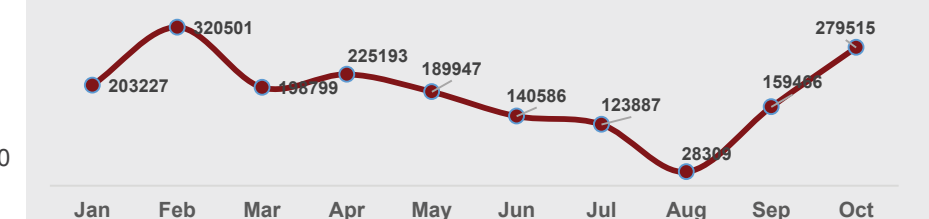
TOTAL NFI DISTRIBUTED PER SUB-DISTRICT (TOP 10)



TOTAL NFI DISTRIBUTED PER TYPE



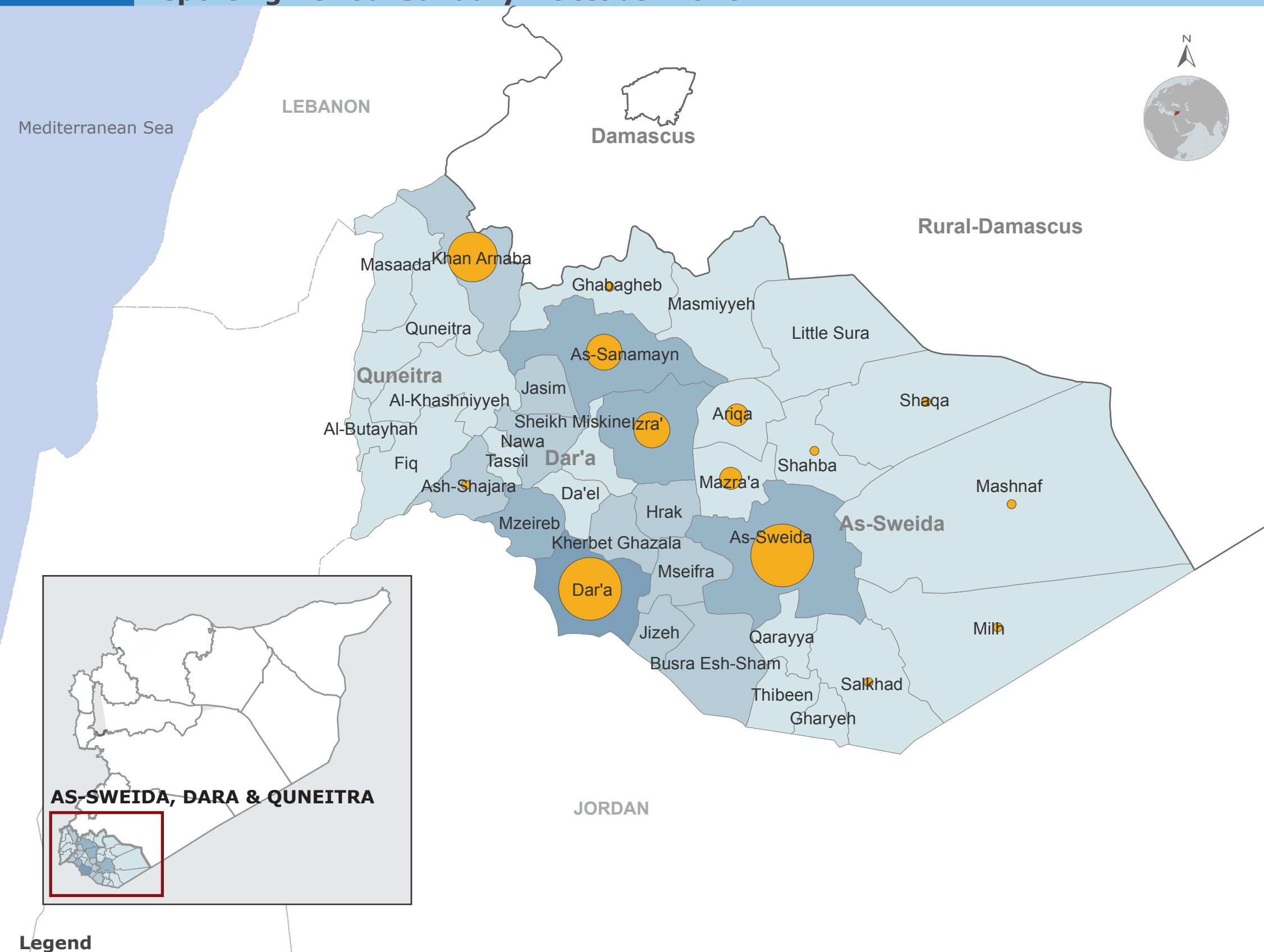
TOTAL NFI DISTRIBUTION PER MONTH





AS-SWEIDA, DARA & QUNEITRA, SYRIA: NFI RESPONSE

Reporting Period: January - October 2016



TOTAL BENEFICIARIES REACHED / SERVED

120,948

PEOPLE WHO RECEIVED AT LEAST 1 NFI

OVERALL REACHED VS OVERALL PEOPLE IN NEED (NFI)



52% of 234k overall population in need of NFIs in As-Sweida, Dar'a & Quneitra Governorates

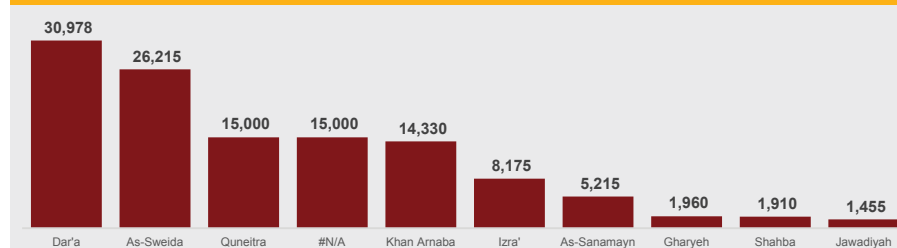
38,790

PEOPLE WHO RECEIVED MORE THAN 4 NFIs



17% of 234K overall population in need of NFIs in As-Sweida, Dar'a & Quneitra Governorates

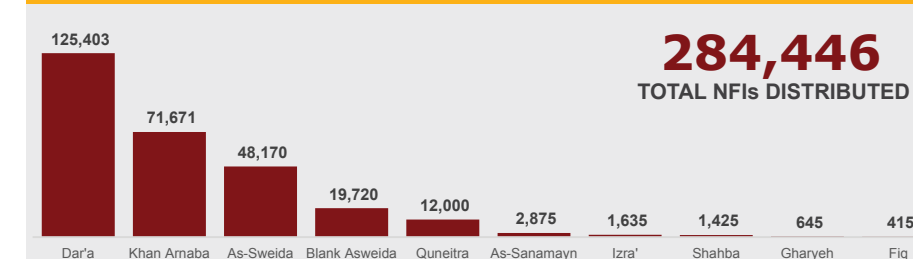
TOTAL BENEFICIARIES PER SUB-DISTRICT (TOP 10)



BENEFICIARIES REACHED BY TYPE OF SUPPORT



TOTAL NFI DISTRIBUTED PER SUB-DISTRICT (TOP 10)



TOTAL NFI DISTRIBUTED PER TYPE



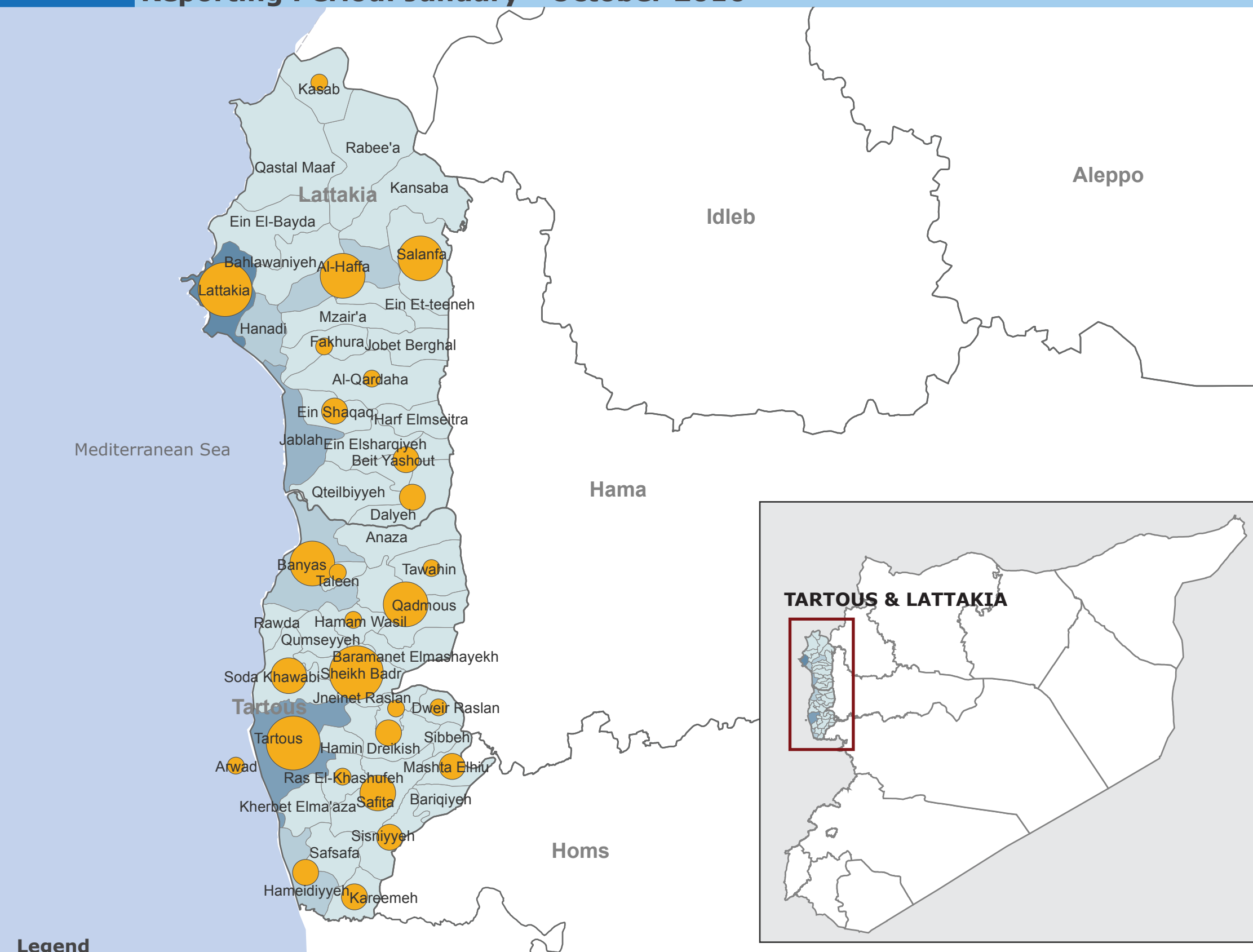
TOTAL NFI DISTRIBUTION PER MONTH





TARTOUS & LATTAKIA , SYRIA: NFI RESPONSE

Reporting Period: January - October 2016



TOTAL BENEFICIARIES REACHED / SERVED

309,368

PEOPLE WHO RECEIVED AT LEAST 1 NFI

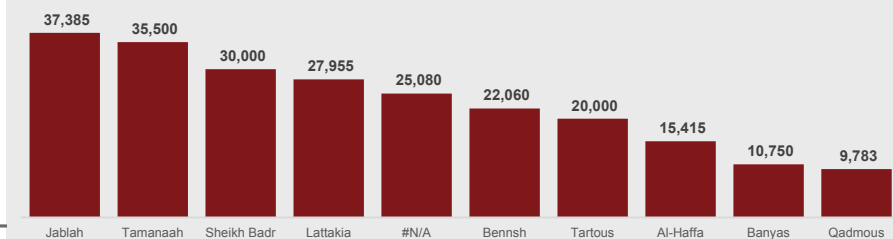
OVERALL REACHED VS OVERALL PEOPLE IN NEED (NFI)
33% of 811K overall population in need of NFIs in Tartous and Latakia

176,455

PEOPLE WHO RECEIVED MORE THAN 4 NFIs

OVERALL SERVED VS OVERALL PEOPLE IN NEED (NFI)
16% of 811K overall population in need of NFIs in Tartous and Latakia

TOTAL BENEFICIARIES PER SUB DISTRICT (TOP 10)

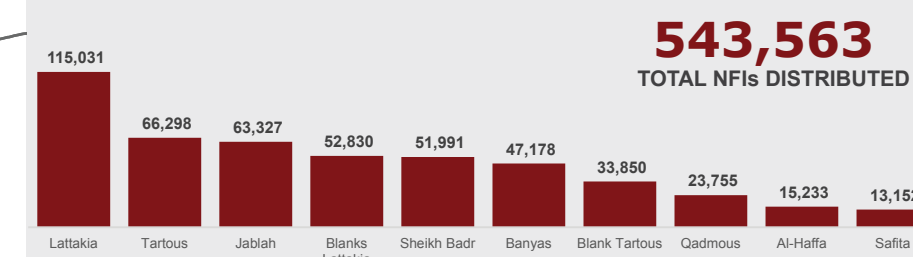


BENEFICIARIES REACHED BY TYPE OF SUPPORT



NOTE: Breakdown of beneficiaries per type of support does not necessarily sum up to the reported number of beneficiaries as some communities may have received more than one type of assistance.

TOTAL NFI DISTRIBUTED PER SUB DISTRICT (TOP 10)



TOTAL NFI DISTRIBUTED PER TYPE



TOTAL NFI DISTRIBUTION PER MONTH

