


While rebuilding your home you will need somewhere safe to live. Here are some tips to:

MAKE YOUR SHELTER SAFE AND STRONG

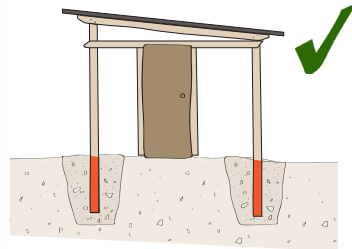



TEMPORARY SHELTERS CAN CATCH ON FIRE MORE EASILY THAN HOUSES


- 1 MAKE SURE FIRES ARE AWAY FROM WALLS AND FLAMMABLE ITEMS.



BUILD YOUR STRUCTURE SO IT CANT FALL OVER.



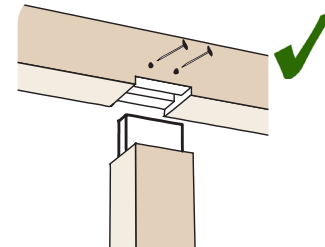

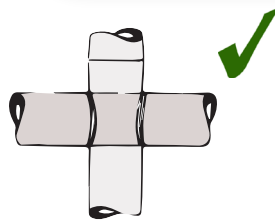
- 1 USE DEEP FOUNDATIONS



- 2 USE CROSS BRACING



BUILD YOUR SHELTER WITH STRONG JOINTS




BUILD YOUR SHELTER IN A SAFE PLACE


- 1 BUILD AWAY FROM DAMAGED BUILDINGS



- 2 DONT USE DAMAGED BUILDINGS FOR SHELTER



- 3 HAVE A SAFE EXIT PLAN



Shelter Cluster Nepal
ShelterCluster.org
Coordinating Humanitarian Shelter



Government of Nepal
Ministry of Urban Development
Department of Urban Development
and Building Construction

VERSION 2- 09/OCT/2015